

Corpus Christi  
REGIONAL ECONOMIC  
DEVELOPMENT CORPORATION

# Corpus Christi Regional Economic Development Corporation

## Quarterly Update

Presented by:

Roland C. Mower CEcD  
President & CEO

October 15, 2013



## 2013 Economic Trends

### Corpus Christi MSA - Employment by Sector


<b>Sector</b>	<b>Aug 13</b>	<b>Jul 13</b>	<b>Aug 12</b>	<b>Aug 11</b>	<b>Aug 10</b>
<b>Total Non-Ag.</b>	<b>191,000</b>	<b>190,300</b>	<b>185,600</b>	<b>182,300</b>	<b>175,100</b>
<b>Mining, Logging, &amp; Const.</b>	<b>27,100</b>	<b>26,300</b>	<b>23,500</b>	<b>21,000</b>	<b>18,700</b>
<b>Manufacturing</b>	<b>9,900</b>	<b>9,800</b>	<b>10,000</b>	<b>9,500</b>	<b>9,700</b>
<b>Trade, Trans, and Utilities</b>	<b>33,400</b>	<b>33,400</b>	<b>32,800</b>	<b>33,400</b>	<b>31,400</b>
<b>Information</b>	<b>2,000</b>	<b>2,000</b>	<b>2,100</b>	<b>2,000</b>	<b>2,300</b>
<b>Financial Activities</b>	<b>7,700</b>	<b>7,700</b>	<b>7,700</b>	<b>7,400</b>	<b>7,600</b>
<b>Prof and Bus Services</b>	<b>15,100</b>	<b>14,900</b>	<b>15,400</b>	<b>15,400</b>	<b>14,900</b>
<b>Educ. and Health Services</b>	<b>32,000</b>	<b>31,800</b>	<b>31,000</b>	<b>31,600</b>	<b>29,800</b>
<b>Leisure and Hospitality</b>	<b>24,900</b>	<b>25,300</b>	<b>23,700</b>	<b>22,200</b>	<b>21,800</b>
<b>Other Services</b>	<b>8,100</b>	<b>8,200</b>	<b>7,800</b>	<b>7,000</b>	<b>7,000</b>
<b>Government</b>	<b>30,800</b>	<b>30,900</b>	<b>31,600</b>	<b>32,800</b>	<b>31,900</b>



## 2013 Economic Trends

### Building Permits

	<u>Aug. YTD 13</u>	<u>Aug. YTD 12</u>	<u>2012</u>	<u>2011</u>	<u>2010</u>
<b>New Residential Permits</b>	<b>797</b>	<b>654</b>	<b>951</b>	<b>659</b>	<b>657</b>
<b>New Residential Valuation</b> (in million \$)	<b>163.4</b>	<b>114.0</b>	<b>178.0</b>	<b>118.0</b>	<b>98.6</b>
<b>New Commercial Permits</b>	<b>171</b>	<b>135</b>	<b>198</b>	<b>214</b>	<b>190</b>
<b>New Commercial Valuation</b> (in million \$)	<b>94.0</b>	<b>93.6</b>	<b>155.9</b>	<b>172.7</b>	<b>118.9</b>



## Activity Summary Q3 2013

### **Activity Update – Business Attraction**


New Projects This Quarter:	5
Current Active Projects:	24
Potential Jobs:	2,160
Potential Investment:	\$15.8 B
Project Site Visits This Quarter:	12
Marketing Trips This Quarter:	4
Site Selectors Contacted This Quarter:	23
Target Companies Contacted This Quarter:	10



## Activity Summary Q3 2013

### Activity Update – Existing Industry

New Projects this Quarter:	1
Current Active Projects YTD:	21
Potential Jobs:	1,822
Potential Investment:	\$1.2 B
Existing Industry Visits This Quarter:	13
Existing Industries Assisted (non-projects) This Quarter:	8




Corpus Christi  
REGIONAL ECONOMIC  
DEVELOPMENT CORPORATION

## **Successes:**

TexStar

Oxy

## **External Marketing Opportunities**



Corpus Christi  
REGIONAL ECONOMIC  
DEVELOPMENT CORPORATION

# Questions?

our assets | your global success