



**CCW** Corpus  
Christi Water™  
*Serving the Coastal Bend*

 **GARVER**

## Wastewater Reuse

Dan Olson, P.E. | Garver

Taylor Hecht | Garver

# Our agenda for today:

Types of Potable Reuse

1

Where has it been done in Texas?

2

Scope of Current Project

3

Project Timeline

4

Q&A

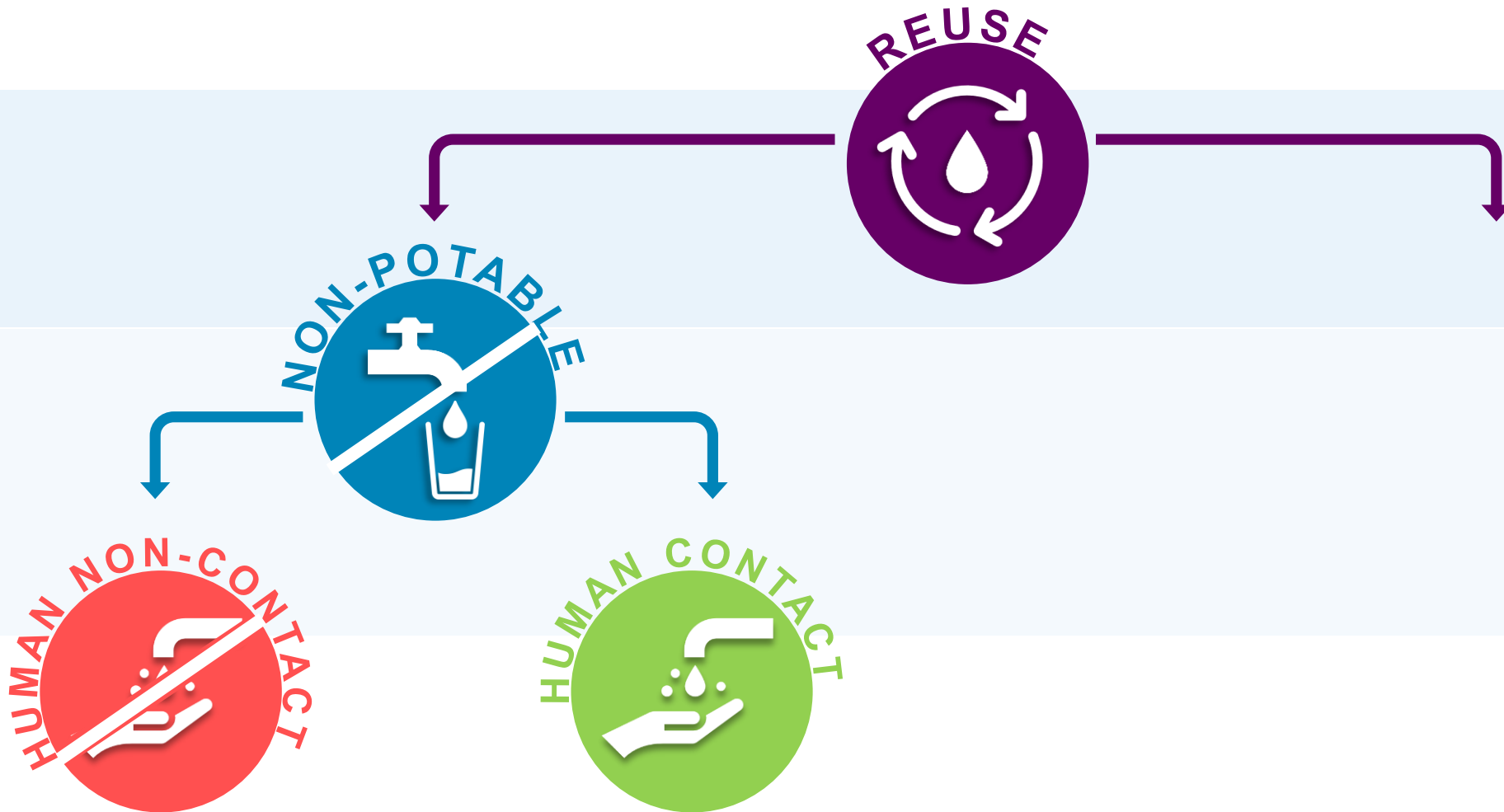
5

# 01

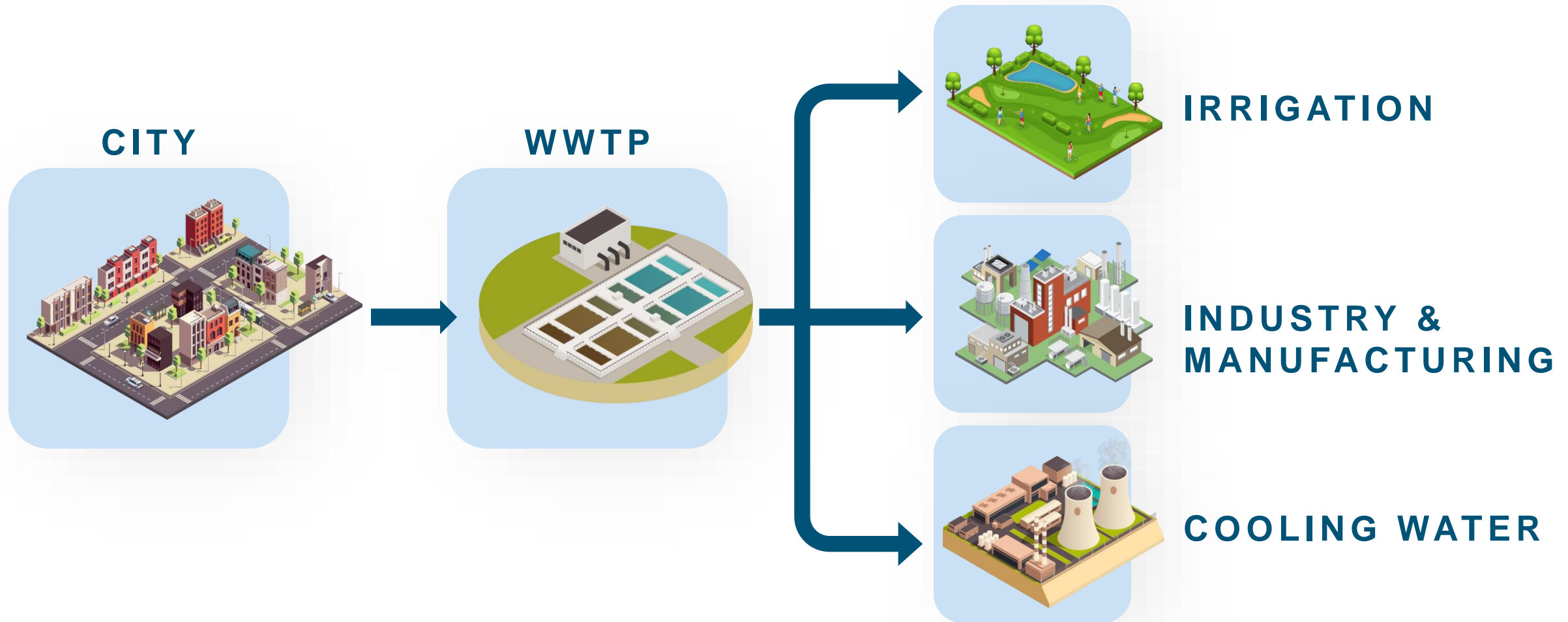
## Types of Potable Reuse



# There are various types of water reuse to consider



# Non-potable reuse (NPR) is the basic level of reuse requiring no advanced treatment processes

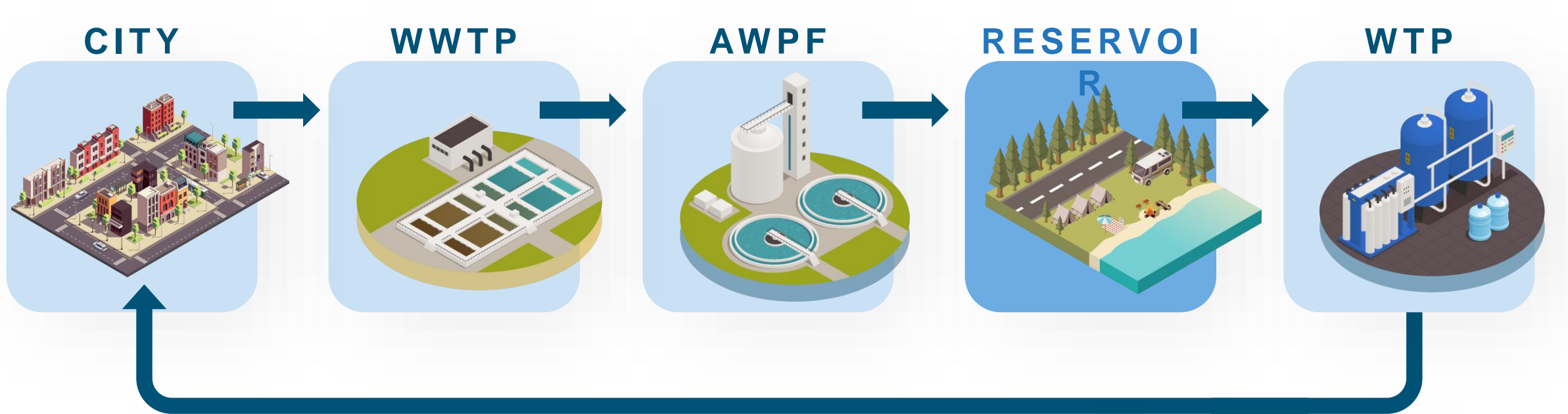




Potable reuse comes in two primary forms – both get introduced into your drinking water system.



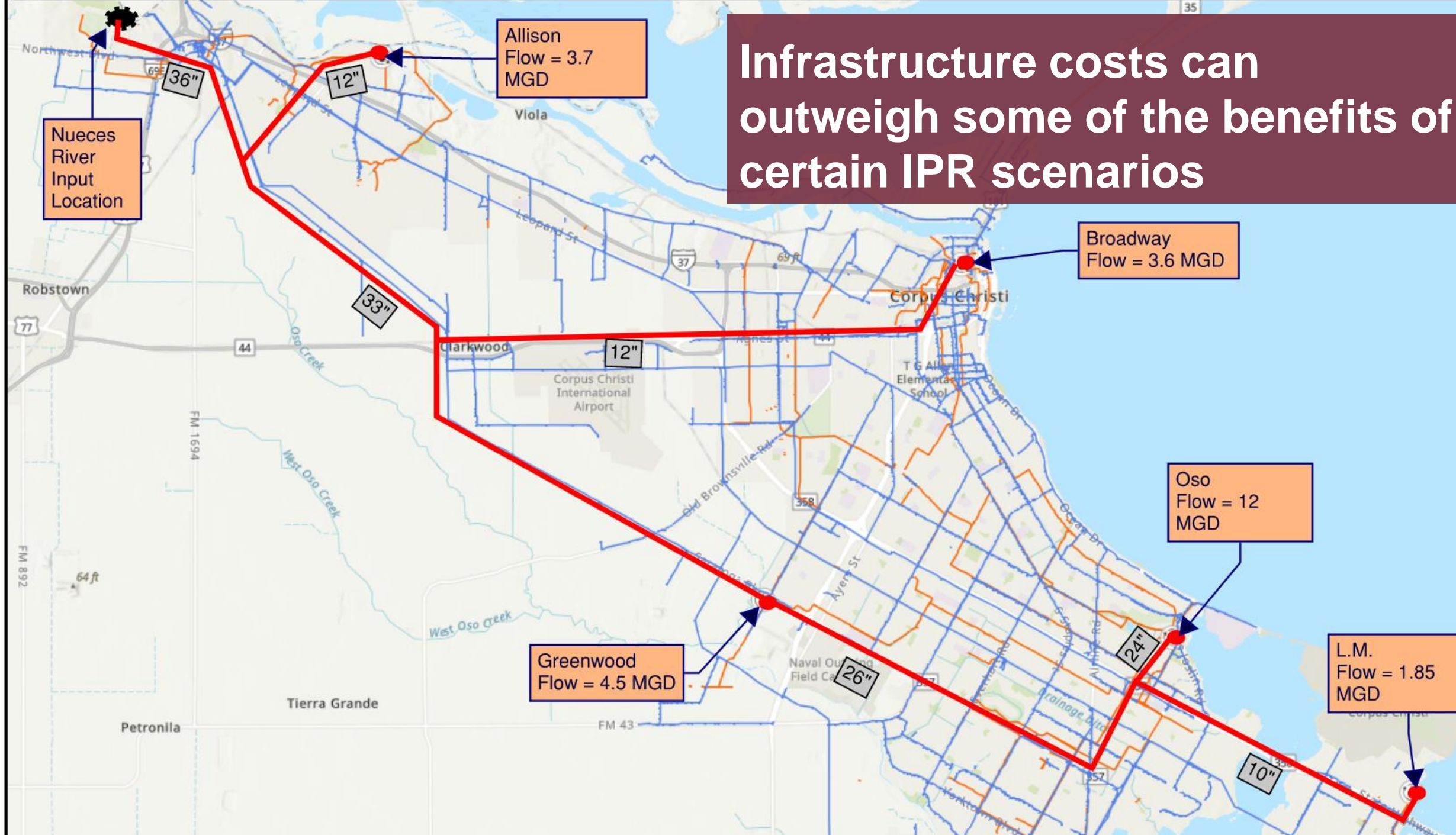
# Indirect potable reuse (IPR) utilizes an environmental buffer



**This slide will show a map of the CCW system with the locations of the existing plants**



**Infrastructure costs can outweigh some of the benefits of certain IPR scenarios**



Nueces River Input Location

Allison  
Flow = 3.7  
MGD

Broadway  
Flow = 3.6 MGD

Oso  
Flow = 12  
MGD

Greenwood  
Flow = 4.5 MGD

L.M.  
Flow = 1.85  
MGD

36"

12"

33"

12"

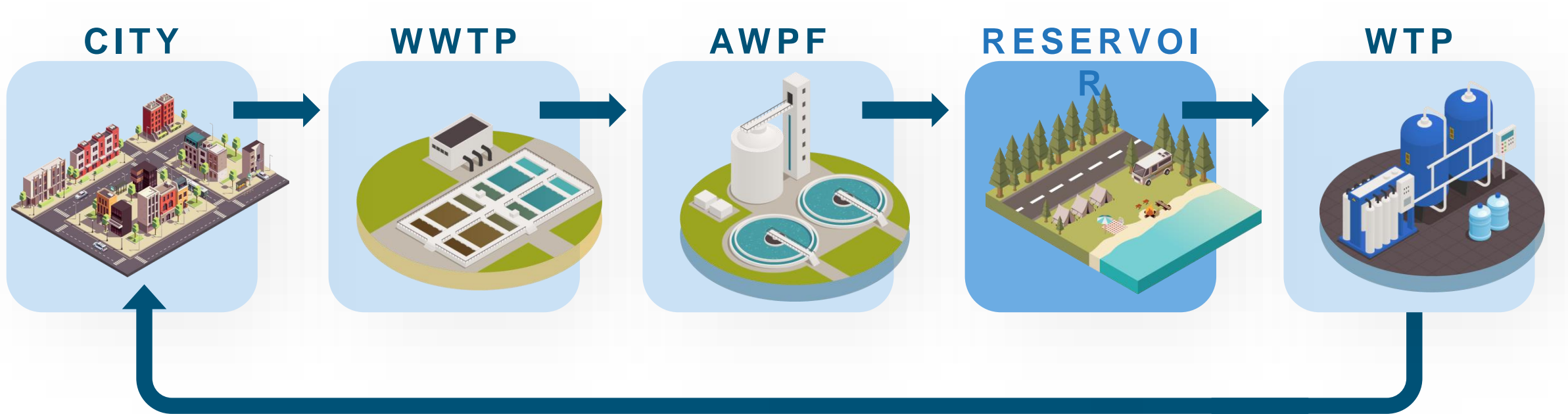
26"

24"

10"

**Slide with a map of potential ASR wellfields in proximity to Greenwood WWTP**

# Direct potable reuse (DPR) is similar to IPR but without the environmental buffer



# Target constituents and treatment options for each



# 02

## Where has it been done in Texas?



# There are a growing number of potable reuse projects in the State of Texas

- Wichita Falls, TX
- Big Spring, TX (CRMWD)
- Tarrant Regional Water District
- El Paso, TX
- Liberty Hill, TX
- Brownsville, TX (being evaluated)

**This slide will be converted to an interactive map with project details**



# 03

## Scope of CCW Water Reuse Project



# Task Order No. 1 includes the following scope items:

1. Project Management
2. TCEQ Coordination
3. Historical Data Review
4. Evaluation of Reuse Alternatives
5. Source Water Characterization
6. Pilot Study Protocol

# 04

## Project Timeline



# Task Order No. 1 will take approximately one year to complete

Task	Duration
Historical Data Review	1 month
Evaluation of Reuse Alternatives	9 months
Source Water Characterization	12 months
Pilot Study Protocol to TCEQ	3 months
Project Management	throughout
TCEQ Coordination	throughout

**This slide will be converted to a Gantt chart**



# Questions?

**CCW** Corpus Christi Water<sup>SM</sup>  
*Serving the Coastal Bend*

