

City of Corpus Christi, Texas

CITY OF CORPUS CHRISTI, TEXAS  
FY 2012-2013 PROPOSED CAPITAL BUDGET &  
CAPITAL IMPROVEMENT PLANNING GUIDE

# ***Capital Budget Highlights***

---

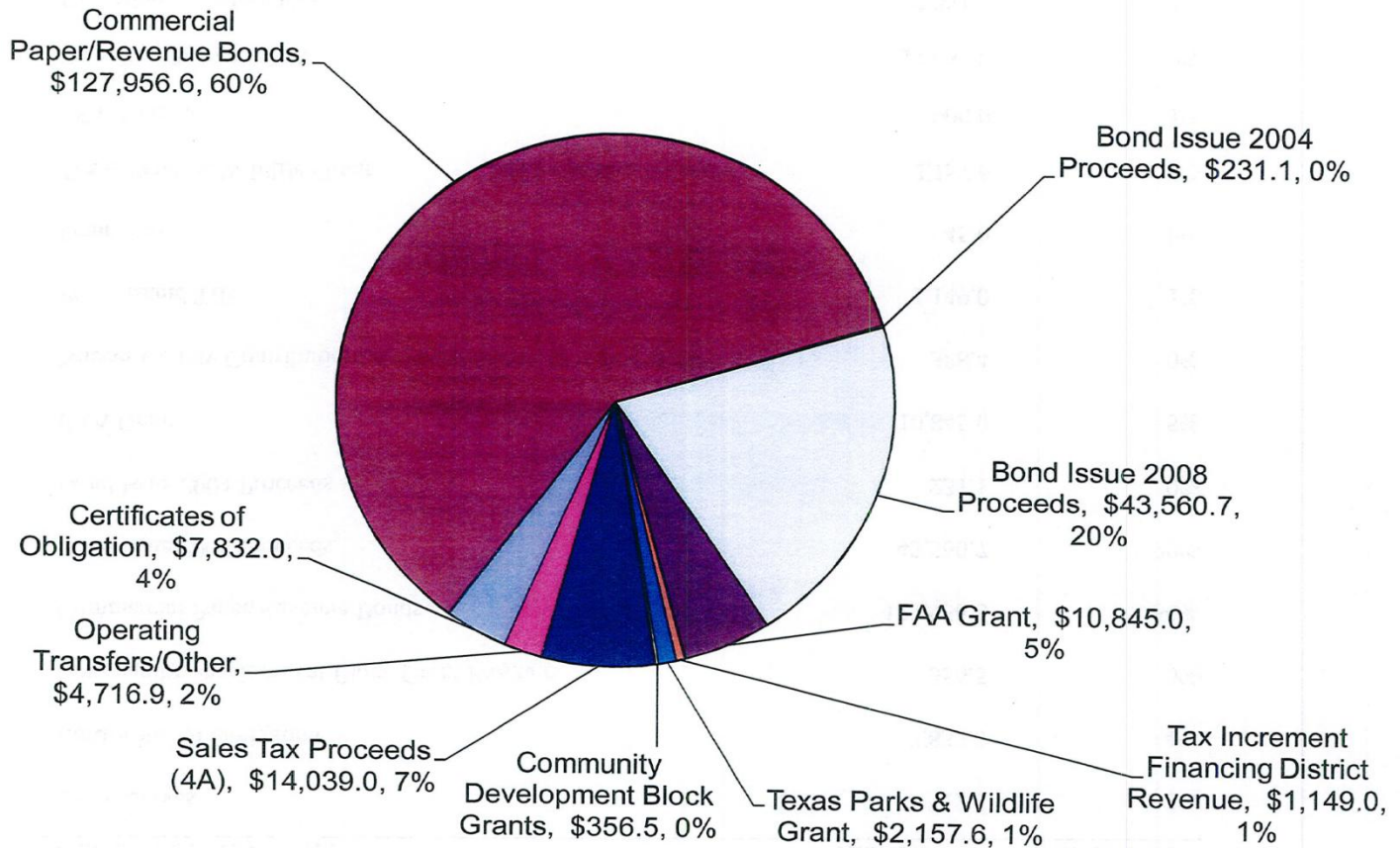
- **New for this year, project scopes also reference what, if any, strategic/comprehensive plan to which the project is associated. Information may be located on each individual project page immediately preceding the project description.**
- **Proposed utility rate requests include a 5% increase for residential water (7,000 gals per month) and 0% rate increase for Wastewater and Gas.**
- **For Utility Capital, the “Commercial Paper” program was eliminated and replaced with Revenue Bonds to provide more project structure.**
- **Work continues on the Capital Improvement Program Resolutions approved March 8, 2011**

# ***Capital Budget Approach***

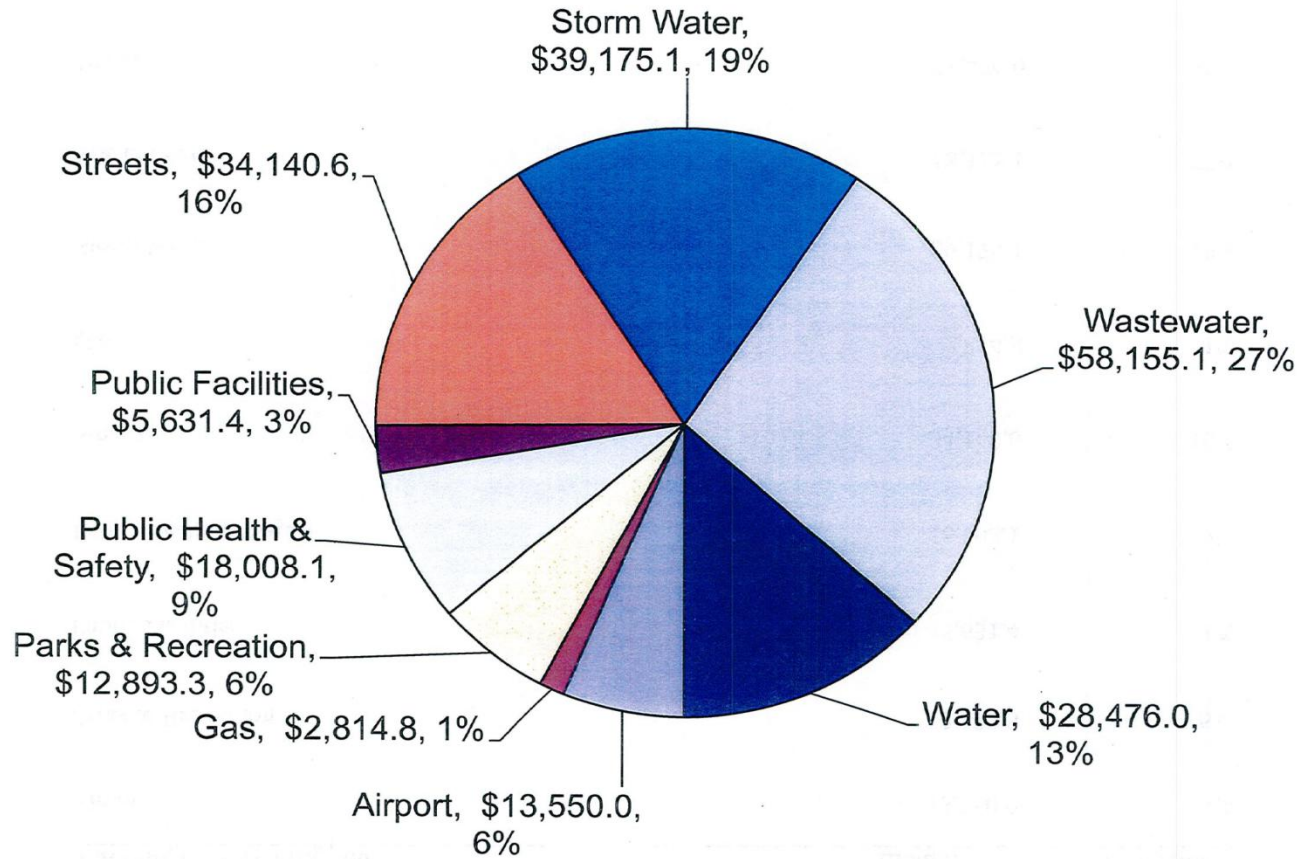
---

- **Projects included in the CIP budget are developed using master plans, studies, observation, and staff, council and citizen input. Each department: proposes projects, determines the scope of work to be accomplished, develops estimates and prioritizes their proposals.**
- **Focus on Completion of Bond Projects.**
- **Continue with Broadway Wastewater Treatment Plant work.**
- **Continue pro-active approach for infrastructure replacement.**
- **Focus on Council Directives and Goals.**
- **Securing funding for projects with the least impact on utility rates and taxes.**

**2013 Funding Sources by Type: \$212,844.4  
(Amounts in 000's)**



**2013 Funding Uses by Program: \$212,844.4  
(Amounts in 000's)**



# REVENUES BY TYPE (3 Years)

Millions

\$250

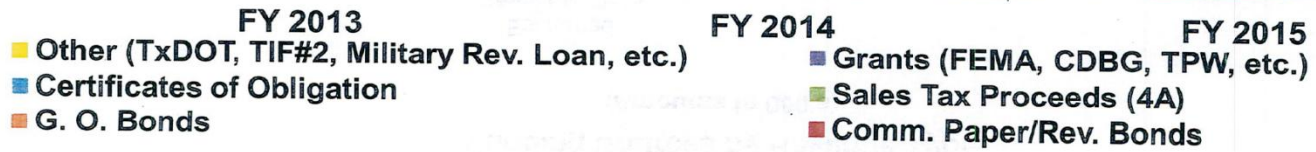
\$200

\$150

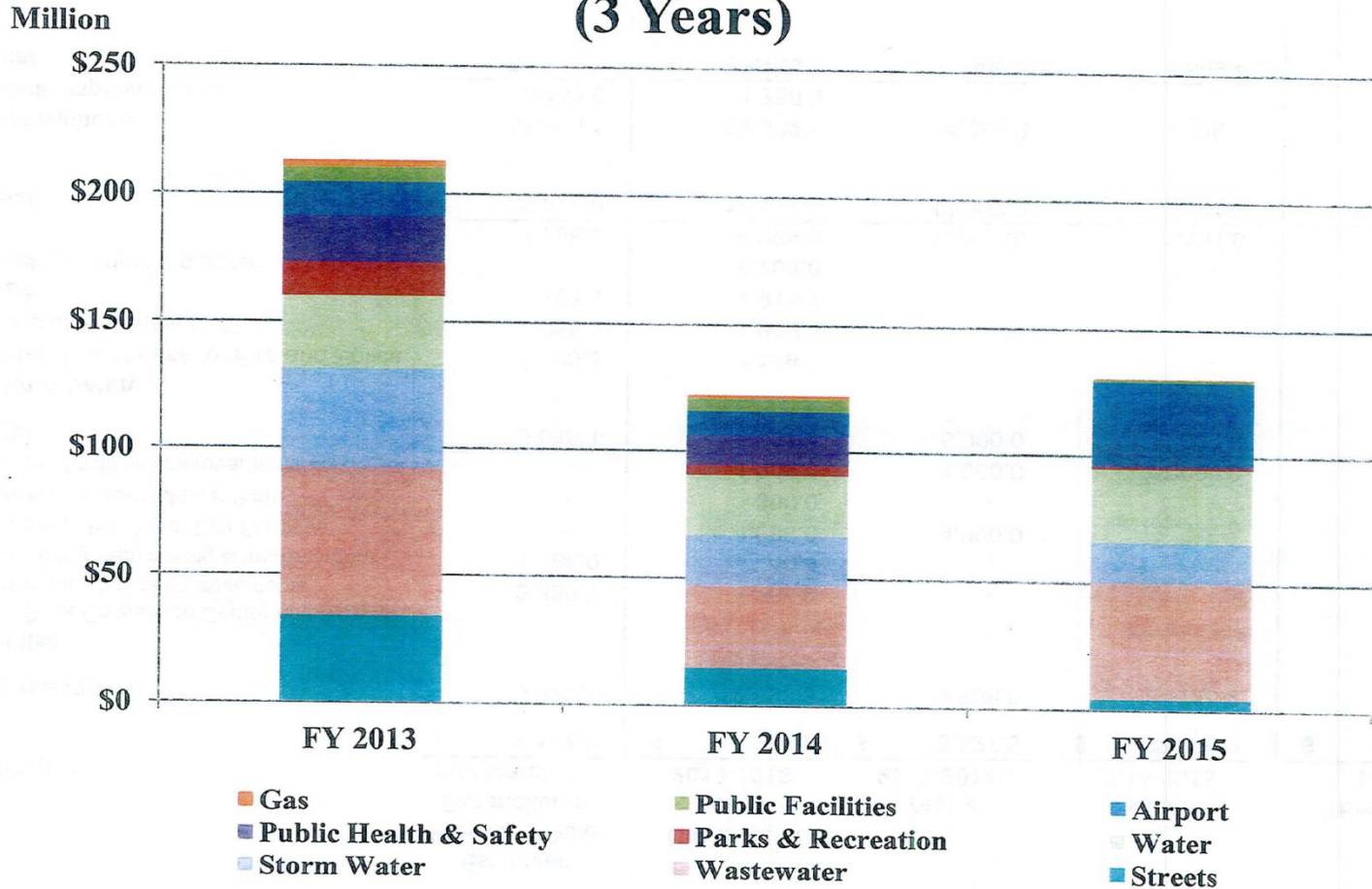
\$100

\$50

\$0



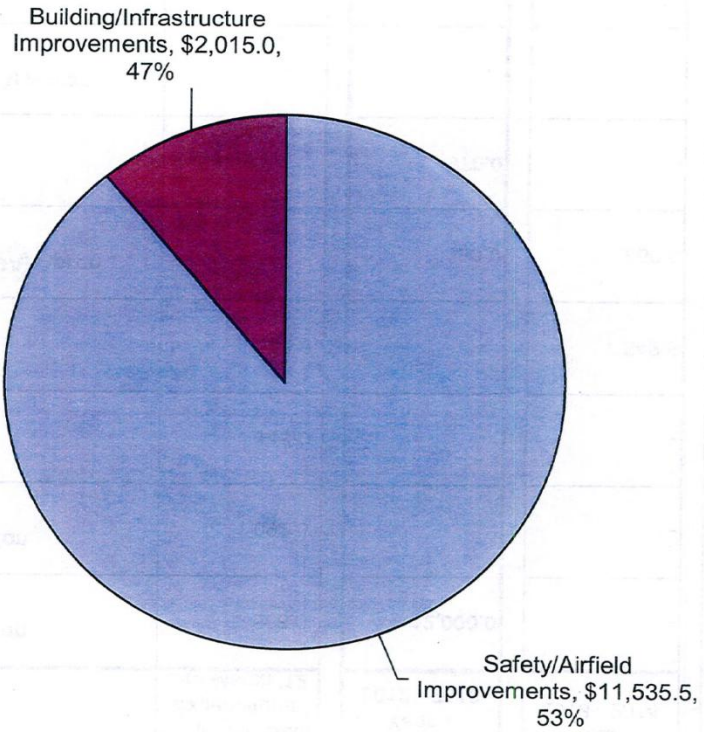
# PROGRAM EXPENDITURES (3 Years)



# Airport

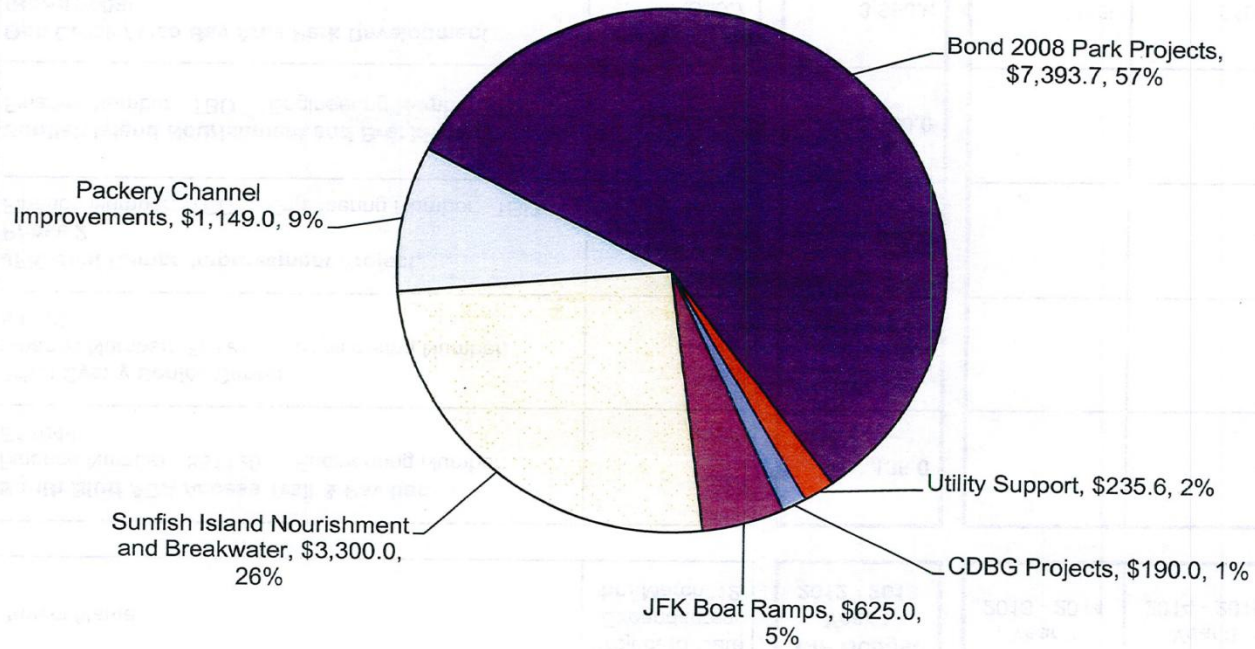


**Airport  
Annual CIP: \$13,550.0  
(Amounts in 000's)**



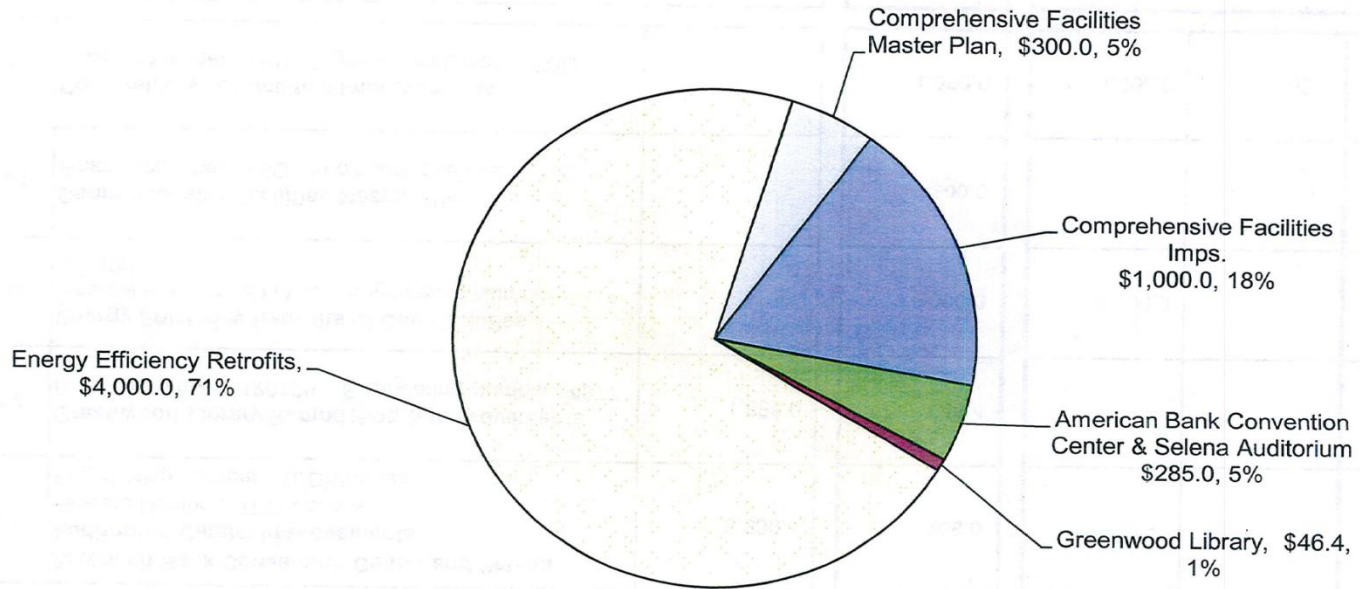
# Parks & Recreation

**Parks and Recreation  
Annual CIP: \$12,893.3  
(Amounts in 000's)**



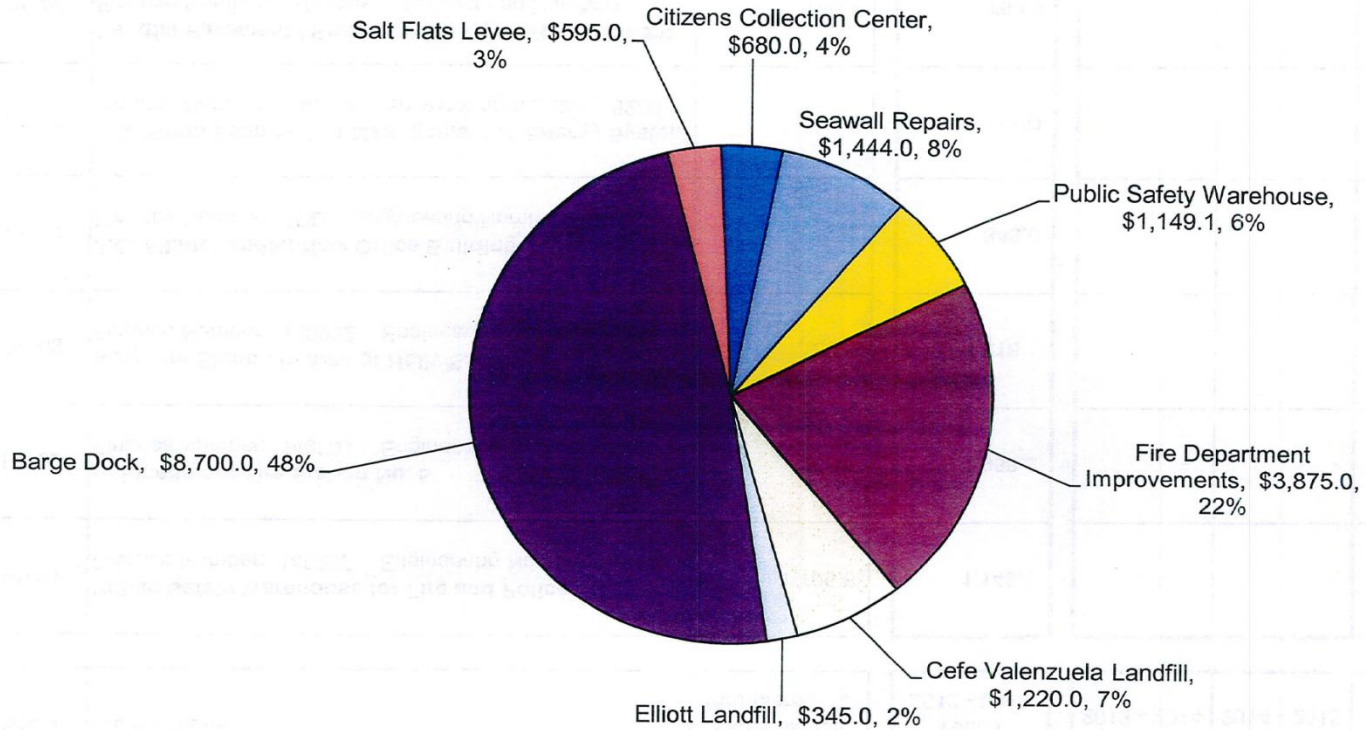
# Public Facilities

**Public Facilities**  
**Annual CIP: \$5,631.4**  
**(Amounts in 000's)**



# Public Health & Safety

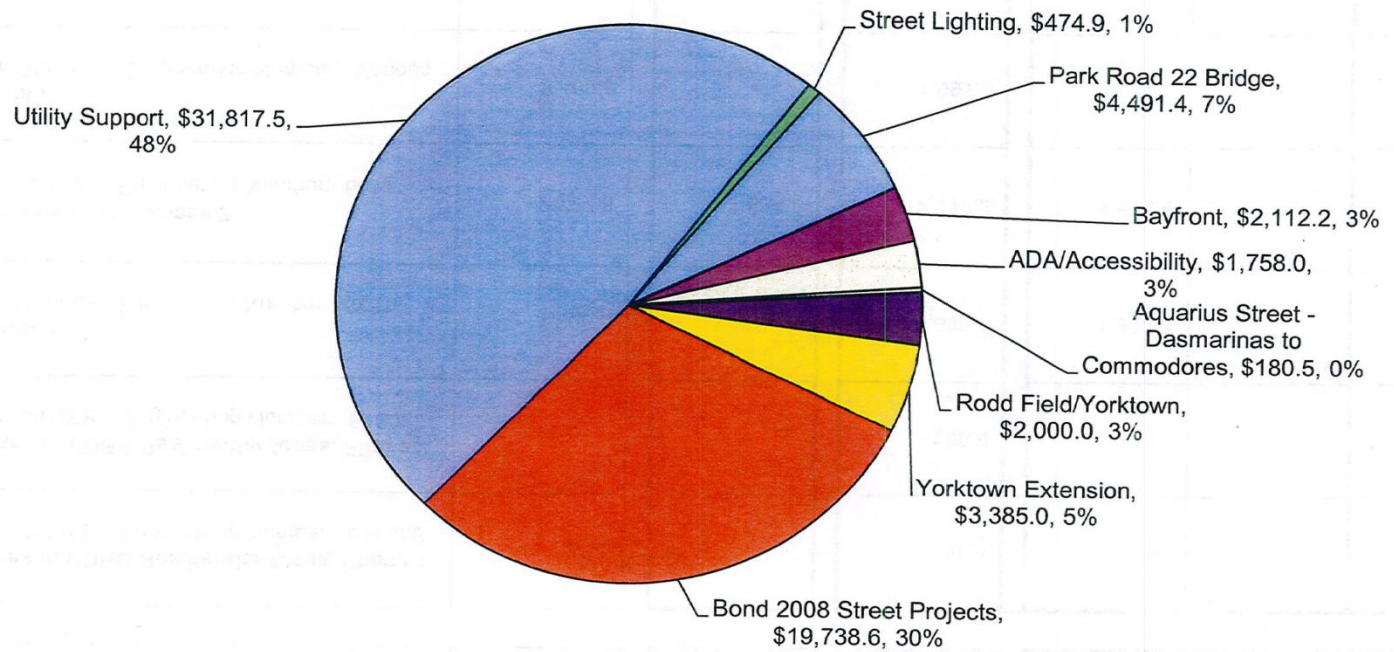
**Public Health & Safety  
Annual CIP: \$18,008.1  
(Amounts in 000's)**



# Streets

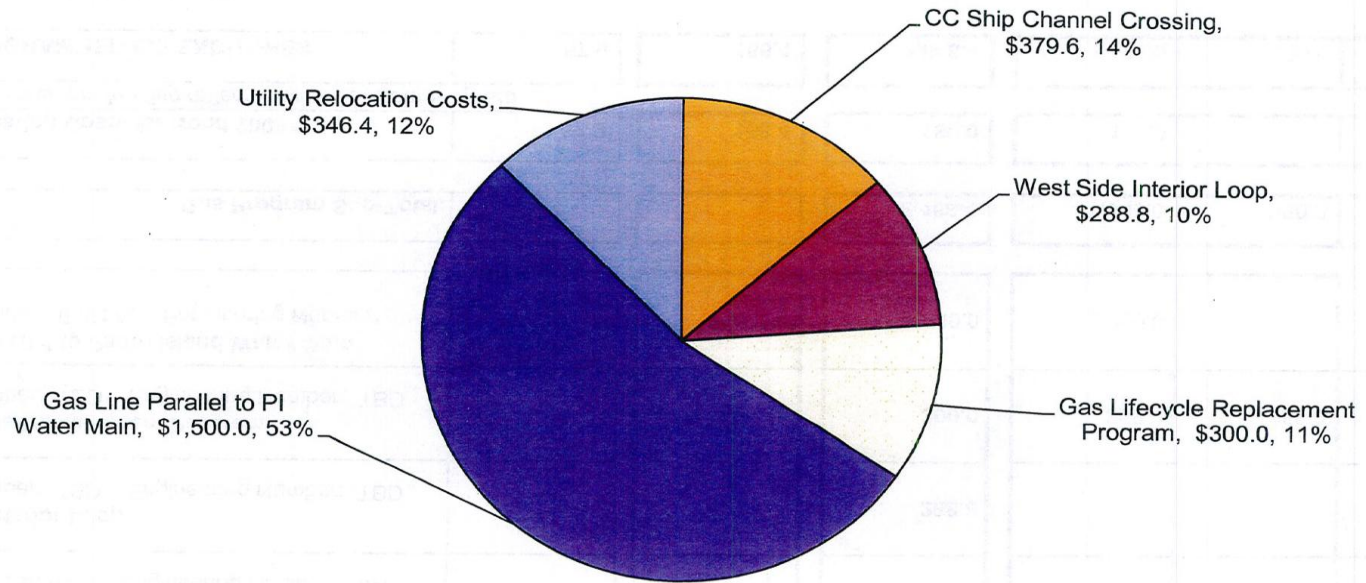


**Streets**  
**Annual CIP: \$65,958.1**  
**(Amounts in 000's)**



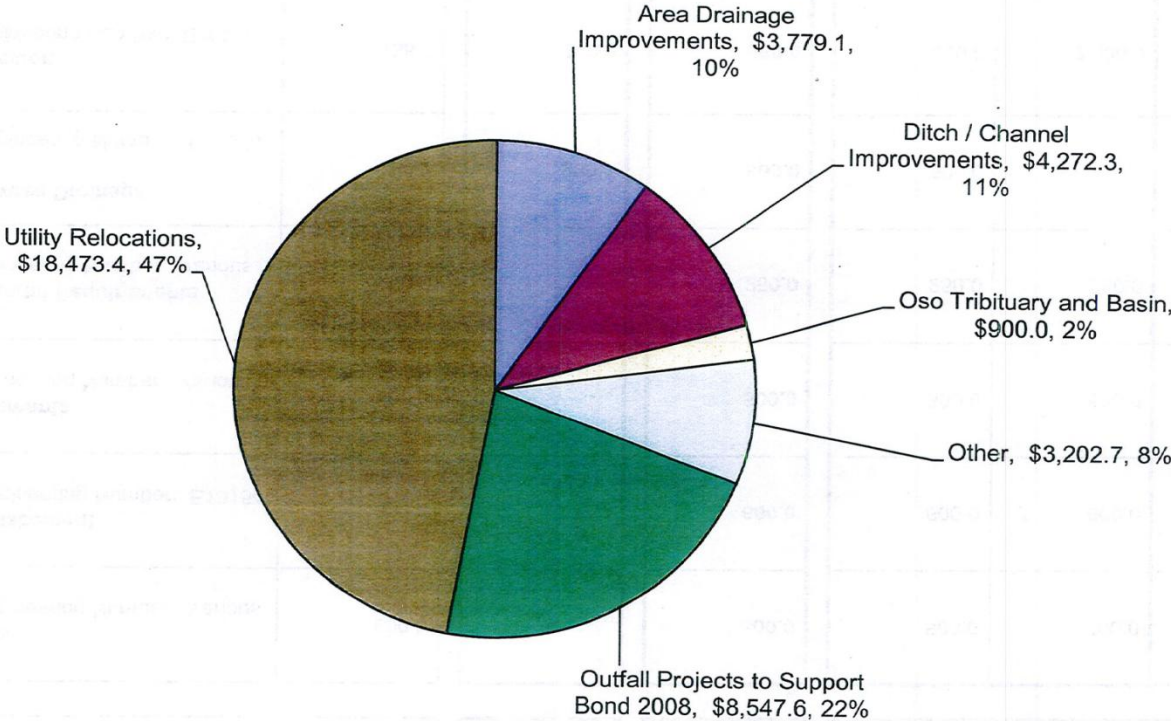
# Gas

**Gas**  
**Annual CIP: \$2,814.8**  
**(Amounts 000's)**



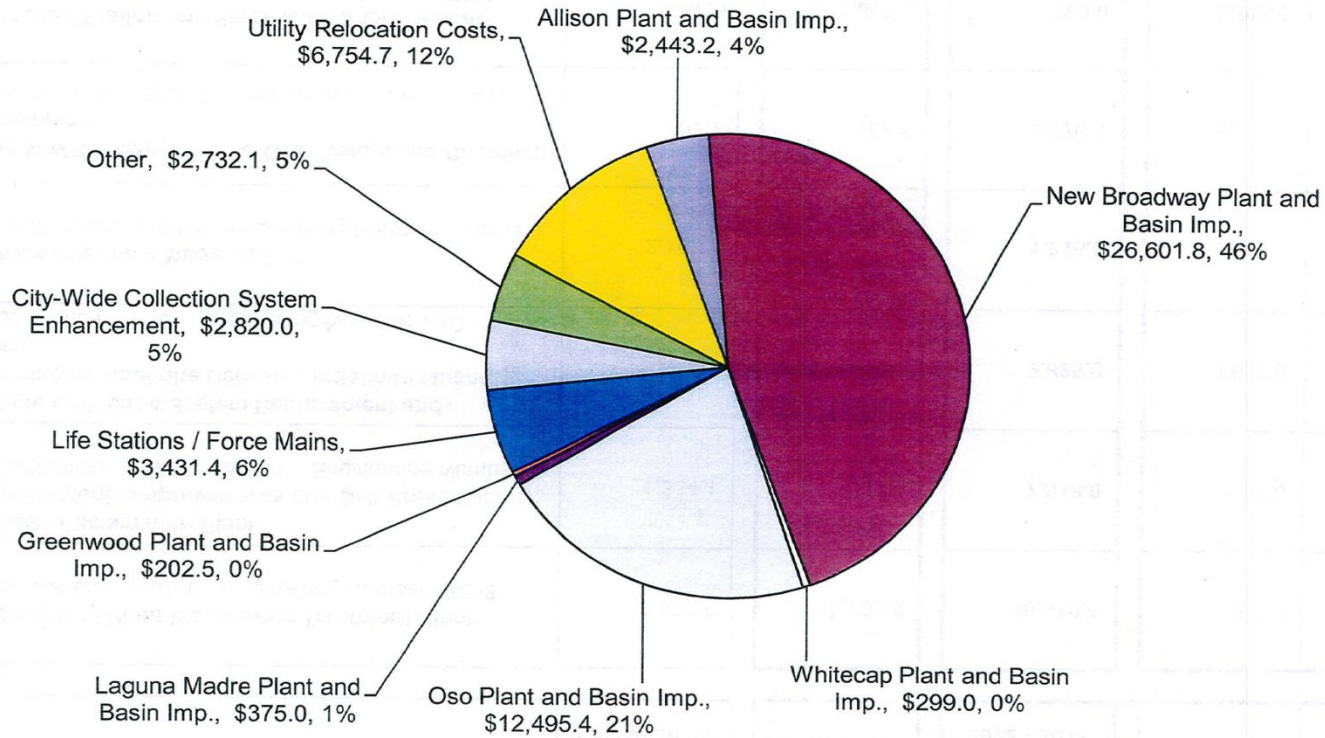
# Storm Water

**Storm Water  
Annual CIP: \$39,175.1  
(Amounts in 000's)**



# Wastewater

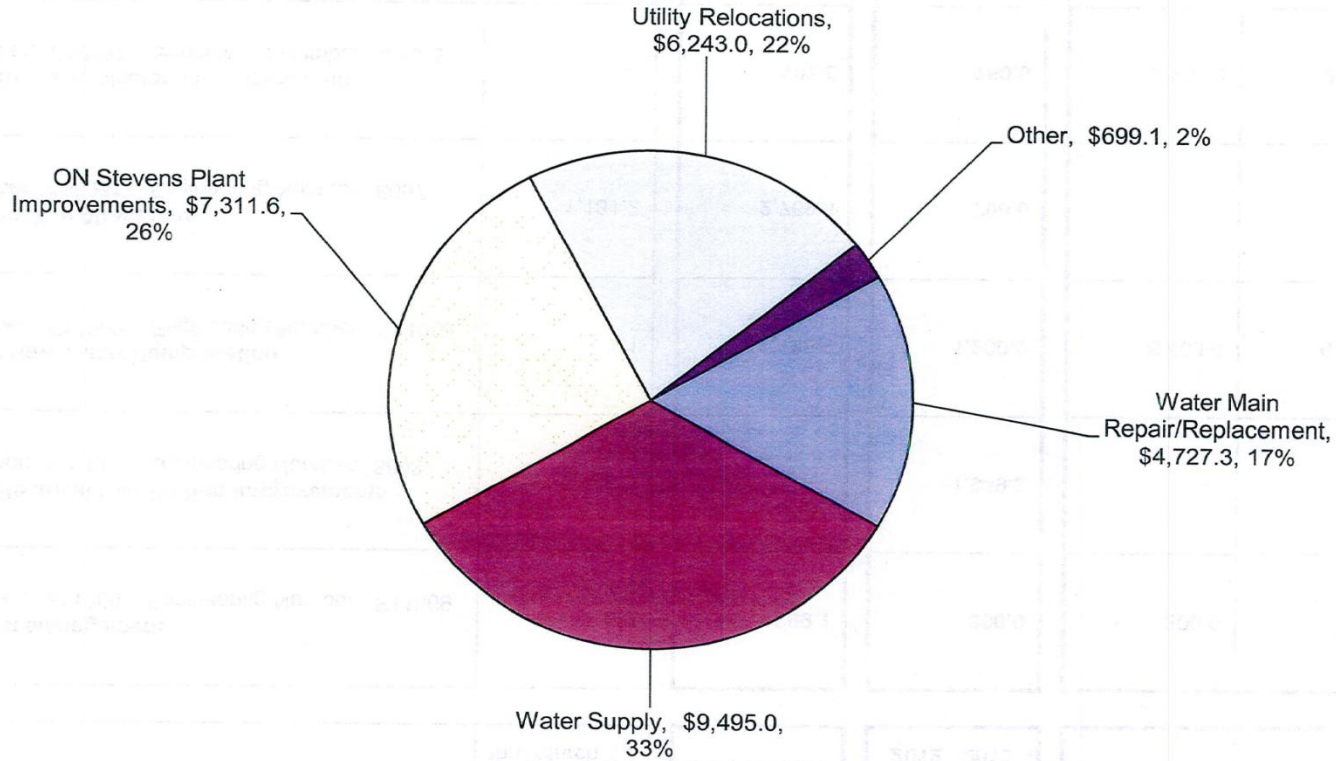
**Wastewater  
Annual CIP: \$58,155.1  
(Amounts in 000's)**



Water



**Water**  
**Annual CIP: \$28,476.0**  
**(Amounts in 000's)**



# Budgeted Utility Rates

## 10 Year Utility Rates by Utility (with 10 Year Cumulative Impact)

UTILITY	2013	2014	2015	2016	2017	2018	2019	2020	2021	2022	10YR Impact
Average ICL Residential Water Bill Increase (water rate classes on following page)	5.0%	5.8%	2.8%	1.9%	1.8%	1.4%	0.4%	-0.6%	-0.8%	-1.0%	17.7%
Wastewater	0.00%	8.1%	6.08%	-1.87%	3.58%	4.42%	3.86%	0.57%	2.37%	-0.19%	29.83%
Gas	0.00%	0.00%	0.00%	2.50%	3.10%	3.20%	2.90%	2.55%	2.90%	3.00%	21.97%

Note: Rate impacts on the various water rate classes is shown on the following page.

## 10 Year Water Rates by Class (with 10 Year Cumulative Impact)

Water Rate Classes		2013	2014	2015	2016	2017	2018	2019	2020	2021	2022	10 Year Impact
<b>INSIDE-CITY</b>												
<b>Residential</b>												
2,000 gals/mo		-1.2%	-0.1%	0.1%	0.9%	0.0%	-1.6%	-0.5%	-0.2%	-0.6%	-1.0%	-4.1%
3,000 gals/mo		1.5%	2.6%	1.3%	1.4%	0.9%	-0.2%	-0.1%	-0.4%	-0.7%	-1.0%	5.3%
5,000 gals/mo		3.8%	4.7%	2.4%	1.7%	1.5%	0.9%	0.2%	-0.5%	-0.8%	-1.0%	13.5%
7,000 gals/mo	COMMUNITY AVG	5.0%	5.8%	2.8%	1.9%	1.8%	1.4%	0.4%	-0.6%	-0.8%	-1.0%	17.7%
10,000 gals/mo		6.0%	6.6%	3.2%	2.0%	2.0%	1.9%	0.5%	-0.6%	-0.8%	-1.0%	21.3%
15,000 gals/mo		6.9%	7.3%	3.5%	2.0%	2.2%	2.3%	0.6%	-0.6%	-0.8%	-0.9%	24.6%
20,000 gals/mo		7.5%	7.8%	3.7%	2.0%	2.3%	2.6%	0.7%	-0.6%	-0.7%	-0.8%	26.7%
30,000 gals/mo		8.0%	8.1%	3.8%	2.0%	2.4%	2.8%	0.8%	-0.6%	-0.7%	-0.8%	28.5%
50,000 gals/mo		8.5%	8.5%	4.0%	2.0%	2.4%	3.1%	0.9%	-0.6%	-0.7%	-0.7%	30.4%
<b>Commercial</b>												
10,000 gals/mo		5.6%	6.4%	3.1%	1.9%	1.9%	2.0%	0.5%	-0.6%	-0.7%	-0.9%	20.7%
25,000 gals/mo		6.8%	7.5%	3.6%	2.1%	2.2%	2.4%	0.7%	-0.6%	-0.8%	-0.9%	25.1%
50,000 gals/mo		7.1%	7.8%	3.7%	2.1%	2.3%	2.5%	0.7%	-0.6%	-0.8%	-0.9%	26.1%
100,000 gals/mo		7.2%	7.9%	3.7%	2.1%	2.3%	2.6%	0.7%	-0.6%	-0.8%	-0.9%	26.6%
500,000 gals/mo		7.5%	8.1%	3.8%	2.1%	2.4%	2.7%	0.7%	-0.6%	-0.8%	-0.9%	27.6%
<b>Large Volume</b>												
15,000,000 gals/mo		-2.5%	1.2%	0.5%	1.8%	0.8%	-1.9%	-0.7%	-0.3%	-1.1%	-1.7%	-3.9%
25,000,000 gals/mo	Average ICL Lv	-3.3%	2.5%	0.9%	2.3%	1.5%	-1.5%	-0.8%	-0.3%	-1.4%	-1.8%	-1.9%
100,000,000 gals/mo		-4.5%	4.5%	1.6%	3.0%	2.4%	-1.0%	3.7%	0.9%	3.6%	2.3%	17.4%
<b>OUTSIDE-CITY</b>												
<b>Large Volume</b>												
15,000,000 gals/mo		-2.5%	1.2%	0.5%	1.8%	0.8%	-1.9%	-0.7%	-0.3%	-1.1%	-1.7%	-3.9%
25,000,000 gals/mo		-3.3%	2.5%	0.9%	2.3%	1.5%	-1.5%	-0.8%	-0.3%	-1.4%	-1.8%	-1.9%
100,000,000 gals/mo		-4.5%	4.5%	1.6%	3.0%	2.4%	-1.0%	3.7%	0.9%	3.6%	2.3%	17.4%
<b>Wholesale</b>												
SPMWD	1,000,000 gals/mo	-4.0%	2.5%	1.7%	7.0%	3.8%	-2.6%	-0.8%	1.2%	-0.1%	-2.7%	5.7%
STWA	1,000,000 gals/mo	-4.0%	2.5%	1.7%	7.0%	3.8%	-2.6%	-0.8%	1.2%	-0.1%	-2.6%	5.6%
NCWCID #4	1,000,000 gals/mo	-4.9%	5.2%	1.8%	3.3%	2.8%	-0.8%	-0.8%	-0.2%	-1.9%	-2.1%	2.0%

# Remaining Events/Actions

- |                               |  |
|-------------------------------|--|
| <b>Tuesday, June 19, 2012</b> | <b>Presentation to Council on Planning Process</b>   |
| <b>Wednesday, June 2012</b>   | <b>Planning commission meeting – Document Overview, Public Hearing &amp; Recommendations</b>   |
| <b>Tuesday, June 26, 2012</b> | <b>Council Capital Budget Presentation</b>   |
| <b>Tuesday, July 10, 2012</b> | <b>Regular City Council Meeting – Public Hearing, Council Discussion</b>                       |
| <b>Tuesday, July 17, 2012</b> | <b>Regular City Council Meeting – Council Discussion/1<sup>st</sup> Reading &amp; Approval</b> |
| <b>Tuesday, July 24, 2012</b> | <b>Regular City Council Meeting – Council Discussion &amp; Approval</b>                        |