

# Public Works Department



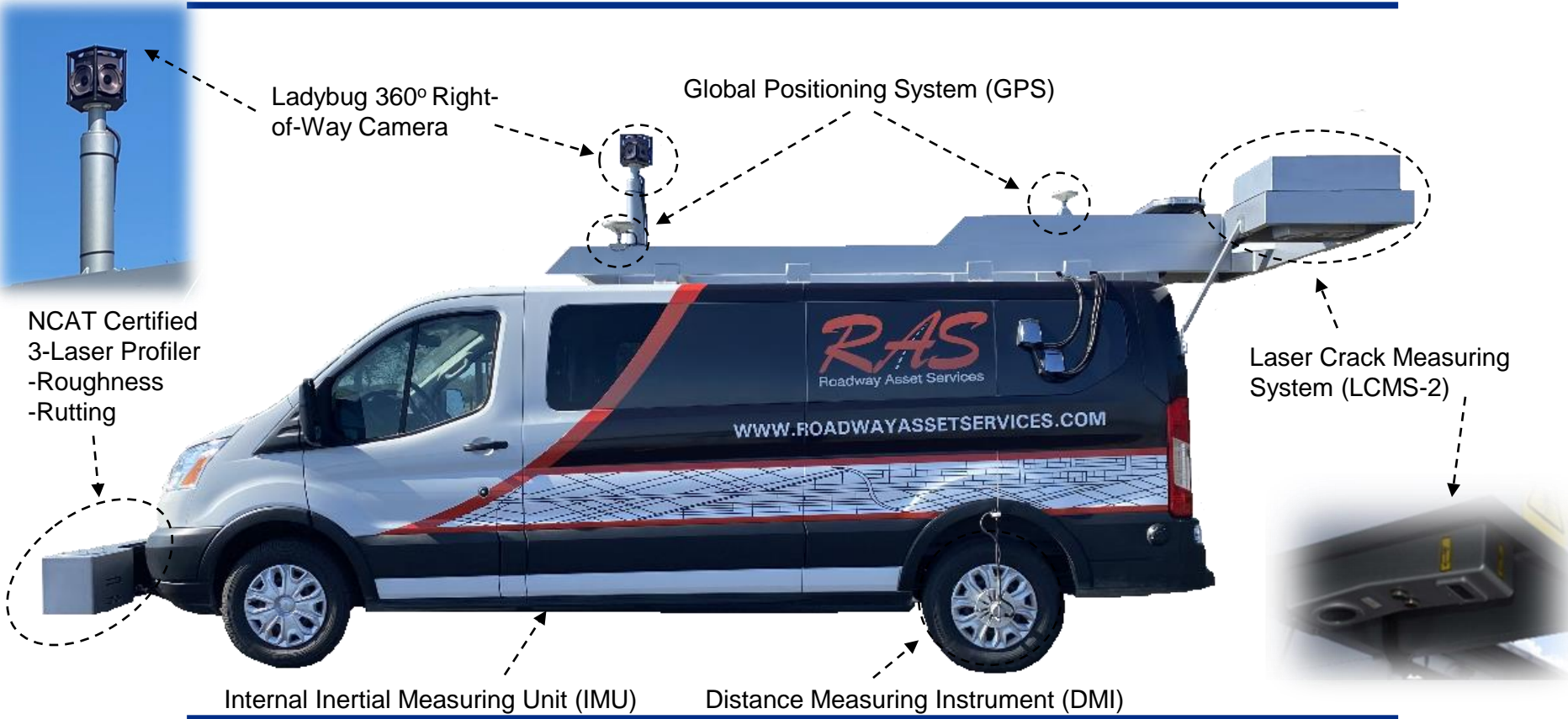
## Staff Briefing on the FY 2022 Citywide Street Assessment & ROW Asset Survey Project



Council Presentation  
December 6, 2022



# Roadway Asset Collection Van



Ladybug 360° Right-of-Way Camera

Global Positioning System (GPS)

Laser Crack Measuring System (LCMS-2)

NCAT Certified 3-Laser Profiler  
-Roughness  
-Rutting

Internal Inertial Measuring Unit (IMU)

Distance Measuring Instrument (DMI)





# Pilot Field Review



- Performed field visit with City staff to review pilot data (small sample set) and results
  - Performed QC on collected data in the field
- Discussed conditions and expectations with Staff
- Evaluate changes to historical data
- Evaluate changes due to survey areas versus 100%
- Made corrections to evaluation process to more accurately measure distresses





# City Mileage



Item	Description	Centerline Miles	Percent of Centerline Miles
1	Asphalt Segments with PCI	1209.1	97.7%
2	Concrete Segments with PCI	17.4	1.4%
3	Not Collected – Barricaded	0.8	0.1%
4	Not Collected – Construction	8.1	0.7%
5	Not Collected – Gated	0.2	0.0%
6	Not Collected – Not Paved	1.0	0.1%
7	Not Rated - Pavers	0.2	0.0%
8	Not Rated – Other	0.5	0.0%
TOTAL WITH PCI		1226.5	99.1%
TOTAL WITHOUT PCI		10.8	0.9%
<b>Total</b>		1237.3	100.0%



# Pavement Condition Results



Pavement Condition Index (PCI) Range	Condition Description	Total Distance (Miles)	Percent of Network
86-100	Good	249.8	20.4%
71-85	Satisfactory	358.5	29.2%
56-70	Fair	164.6	13.4%
41-55	Poor	176.4	14.4%
26-40	Very Poor	196.0	16.0%
11-25	Serious	70.6	5.7%
0-10	Failed	10.6	0.9%
Total of Rated Segments		1226.5	100.0%

} Preventive Maintenance  
 } Overlay  
 } Reconstruction





# Pavement Condition Results



<b>Corpus Christi Overall</b>	<b>2022</b>	<b>2019</b>
Network PCI Weighted Average	65	54
*Reconstruction Percentage	37.0%	54.1%
*Reconstruction Miles	453.6	583.6

<b>Corpus Christi Asphalt Roads</b>	
Network PCI Weighted Average	64
*Reconstruction Percentage	36.9%
*Reconstruction Centerline Miles	452.8

<b>Corpus Christi Concrete Roads</b>	
Network PCI Weighted Average	89
*Reconstruction Percentage	0.1%
*Reconstruction Centerline Miles	0.8

\* Streets in need of reconstruction are those with a PCI less than 55



# Pavement Condition Results by District



Corpus Christi District 1	
Network PCI Weighted Average	61
*Reconstruction Percentage	43.8%
*Reconstruction Centerline Miles	119.2

Corpus Christi District 2	
Network PCI Weighted Average	59
*Reconstruction Percentage	47.9%
*Reconstruction Centerline Miles	97.1

Corpus Christi District 3	
Network PCI Weighted Average	62
*Reconstruction Percentage	43.1%
*Reconstruction Centerline Miles	85.8

Corpus Christi District 4	
Network PCI Weighted Average	66
*Reconstruction Percentage	30.1%
*Reconstruction Centerline Miles	82.2

Corpus Christi District 5	
Network PCI Weighted Average	71
*Reconstruction Percentage	25.9%
*Reconstruction Centerline Miles	60.0

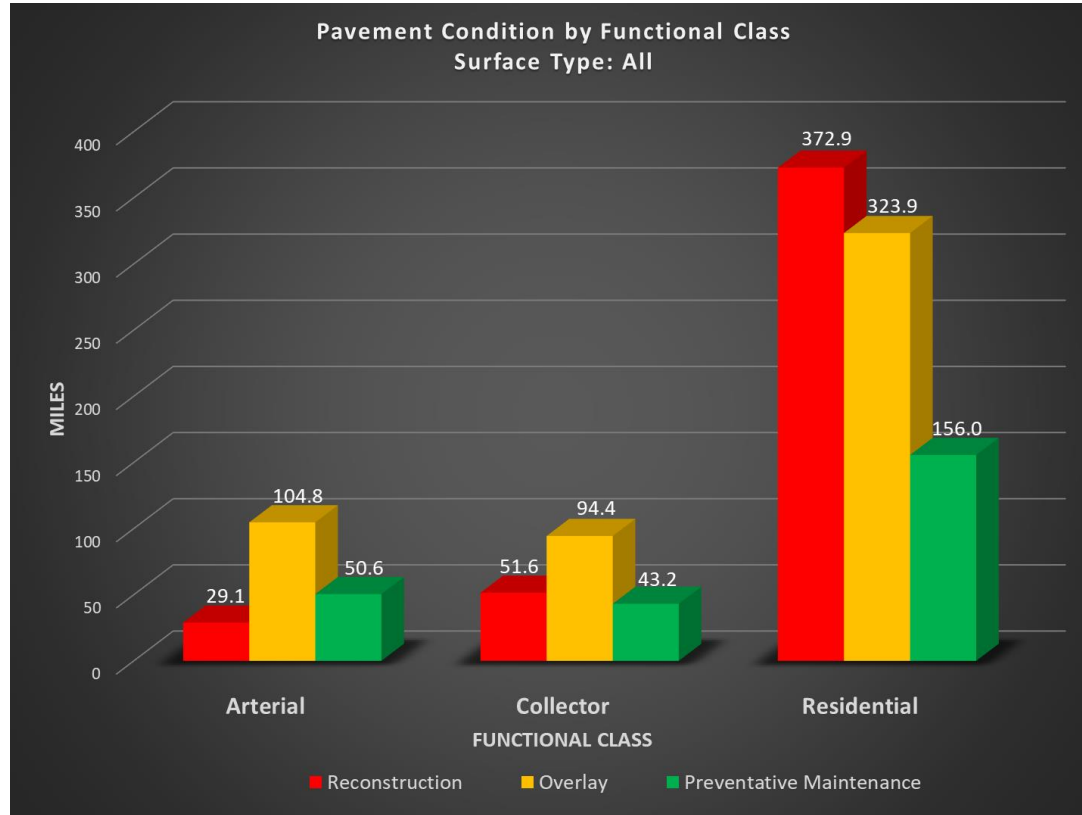
Corpus Christi Downtown (DT)	
Network PCI Weighted Average	72
*Reconstruction Percentage	19.5%
*Reconstruction Centerline Miles	9.3

\* Streets in need of reconstruction are those with a PCI less than 55



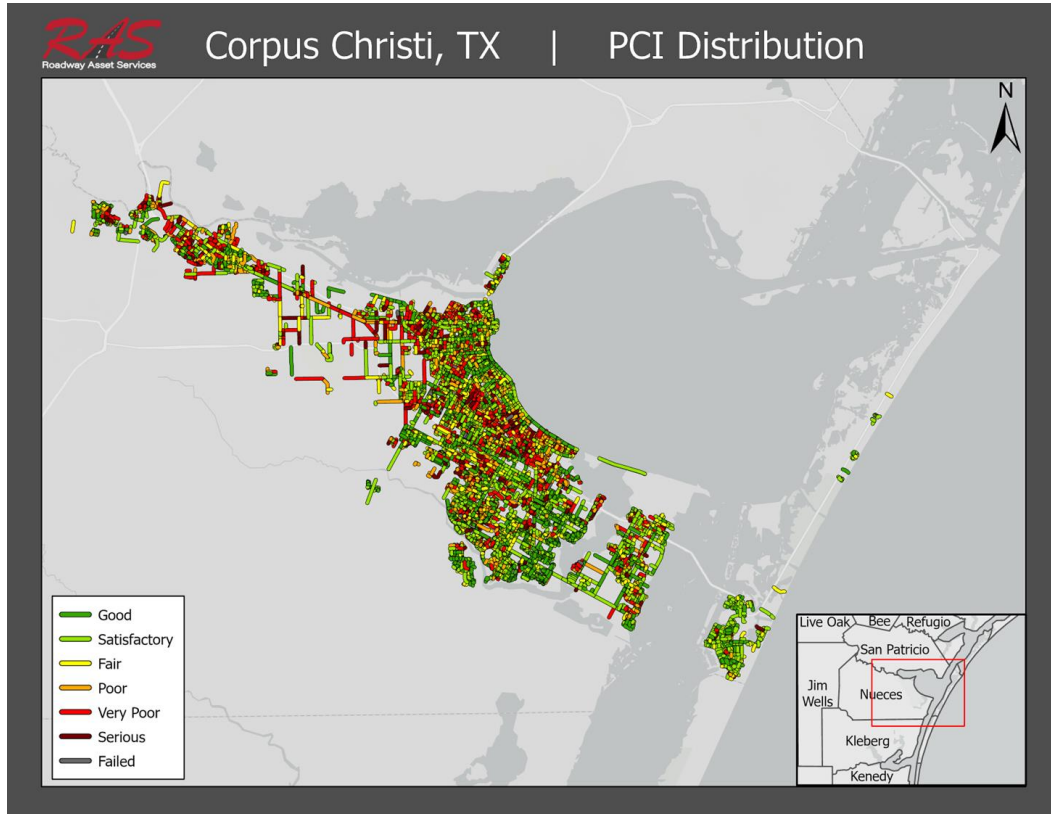


# Pavement Maintenance





# Pavement Condition Results





# Impacts to the IMP

---



- Help drive the current IMP
- Move projects in the IMP
- Plan for future IMP



# Take Aways



- City's overall score is 65
  - Average in comparison to other Texas Cities
- City roads are in 2 extremes
- Our future reconstruction projects need to be focused on District 1, 2, and 3.



# Public Works Department

---



Questions?