



Public Health
Prevent. Promote. Protect.

Corpus Christi – Nueces County Public Health District 1115 Waiver - MEND UPDATE



Council Presentation
January 27, 2015
Annette Rodriguez, MPH
Director of Public Health



1115 Waiver Background Information



Public Health
Prevent. Promote. Protect.

In 2011, the Texas Legislature directed the Texas Health and Human Services Commission (“HHSC”) to expand Medicaid managed care and to preserve hospitals’ access to federal supplemental payments consistent with upper payment limits. HHSC determined the best approach to meet legislative mandates and to expand Medicaid managed care, preserve hospitals’ access to supplemental payments, achieve savings, and improve quality was to negotiate a five-year Section 1115 Medicaid waiver titled Texas Healthcare Transformation and Quality Improvement Program 1115 Waiver (“1115 Waiver”).

What is DSRIP?

Delivery System Reform Incentive Payment (DSRIP) is a way for providers to receive matching funds that supports a regions collaborative efforts to improve access to care, the quality of care, and the health of patients and families they serve. Providers are hospitals, physicians groups, community mental health centers, and local health departments. To receive payment from the DSRIP Pool a provider must meet specific metrics for each innovative projects submitted.



1115 Waiver Background Information



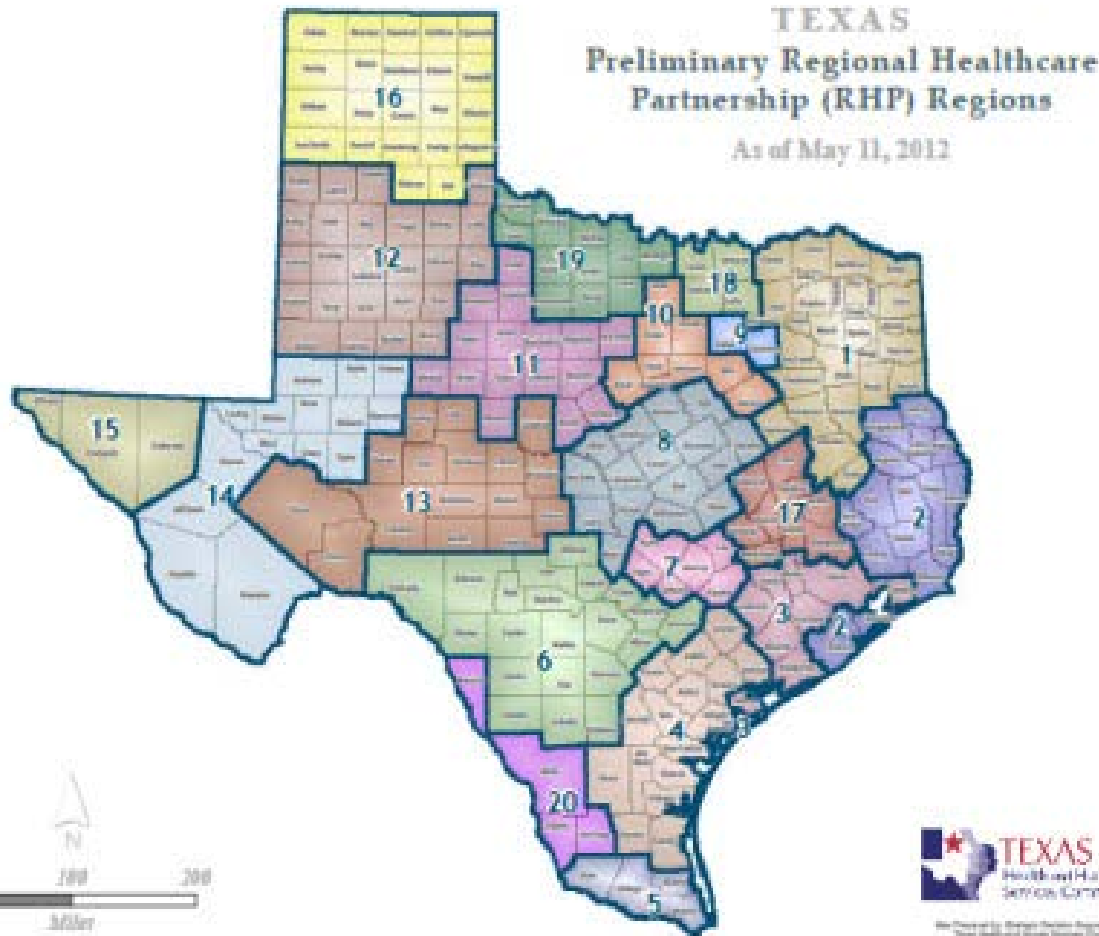
Public Health
Prevent. Promote. Protect.

Corpus Christi-Nueces County Public Health District (CCNCPHD) initially submitted four projects and was approved May, 2013 for the one City project related to childhood obesity also referred to as the MEND project and the County was approved for two projects: (1) Diabetes, (2) Health Information Exchange (H.I.E) HHSC later approved the final County Patient Navigator project in March of 2014.

These projects are five year projects that end September 30, 2016. Each year is called a demonstration year (DY) beginning with DY1 and ending with DY5. There was no activity in DY1 other than submitting proposals to HHSC.

Funding is contingent on Intergovernmental Transfer (“IGT”) match of approximately 40%, to be sent by the City of Corpus Christi to HHSC *only if you meet your metric*. If the metric is met HHSC will match 60% toward your project goals and return your 40% IGT supplemental payment as part of the incentive payments for DSRIP project. If your metric/goals are not met you do not send any IGT for the unmet metric to HHSC. HHSC allows providers (CCNCPHD) to carry forward any unmet metrics in an attempt to assist in obtaining the metric.

RHP Region 4



Aransas
Bee
Brooks
Dewitt
Duvall
Goliad
Gonzales
Jackson
Karnes
Kenedy
Kleberg
Lavaca
Live Oak
Nueces
Refugio
Victoria
San Patricio

1115 Waiver - MEND UPDATE



Programs inspire children and families to lead and sustain fitter, healthier, happier lives – with a focus on changing behaviors that cause obesity





A large green rectangular graphic with a white border. On the left side, there are four overlapping photographs with rounded corners: the top one shows people in blue shirts in a grocery store; the second shows people in blue shirts holding colorful beaded necklaces; the third shows people in blue shirts holding a large rainbow umbrella; the bottom one shows people in blue shirts running on a track under a large rainbow umbrella. On the right side, the text "Introduction to MEND Programs" is written in large white font. In the bottom right corner of the green area is a small white square containing the MEND logo.



MEND



M = Mind

Behavior change

Experiential learning and peer modelling



E = Exercise

Group-based physical activity

Land and water-based activities



N = Nutrition

Nutrition targets & education...

high-impact demos, made real in a local supermarket



D = Do it!

Weight maintenance resources (MEND World)

Long-term central support





Schedule: 2-5 program
10 weeks, once a week, 1.5 hour session



Who	First 45 min	Second 45 min
Parents	Mind and Nutrition	Parenting discussion
Children		Exercise



Public Health
Prevent. Promote. Protect.

Schedule: 7-13 program
10 weeks, twice weekly, 2 hour session



Who	First hour	Second hour
Parents	Mind and Nutrition	Parenting discussion
Children		Exercise



DY3 MEND PROGRAM SITES



<u>MEND Program Locations</u>	<u>Number of Participants</u>
Los Encinos	33
Zavala	24
Montclair	15
Cullen	8
Galvan	15
Cunningham	16
Oak Park	17
Fannin	19
Allen	16
Yeager	15
Calk	17
Meadowbrook	16
Taft	40
Boys & Girls Club (CC)	15
Boys & Girls Club (Robstown)	15
Moore	3



MEND programs- proven results Improvements in:



- BMI
- Body image
- Nutrition
- Physical activity
- Recovery heart rate
- Sedentary activities
- Self-esteem
- Waist circumference



MEND Summary Report



Completed participants DY3

Program Type	Q2 (DY3)	Q3 (DY3)
MEND 7-13	204 (193*)	39 (32*)
MEND 2-5	49 (42*)	0

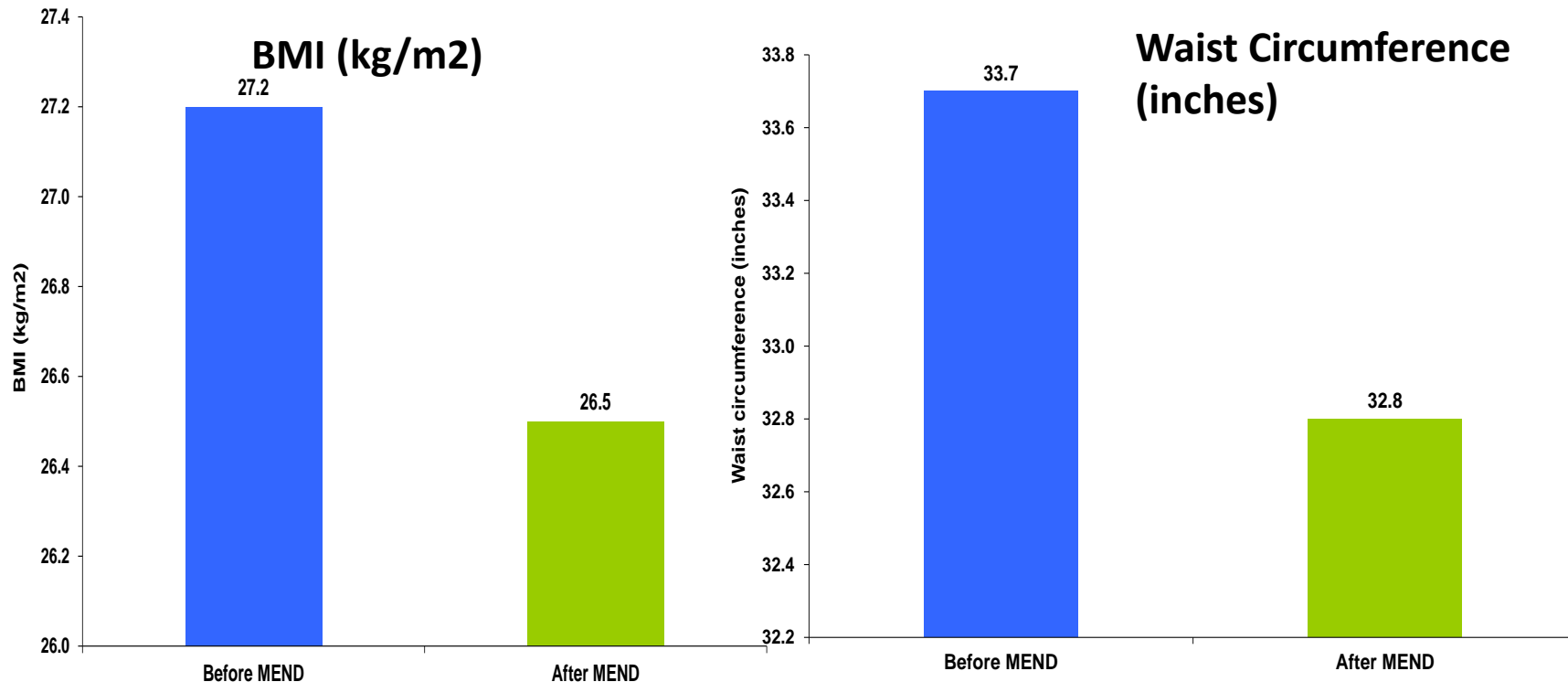
(N*)=Participants with completed pre & post data per quarter
293 total participants who completed the program.



CCNCPHD-MEND DATA



Public Health
Prevent. Promote. Protect.

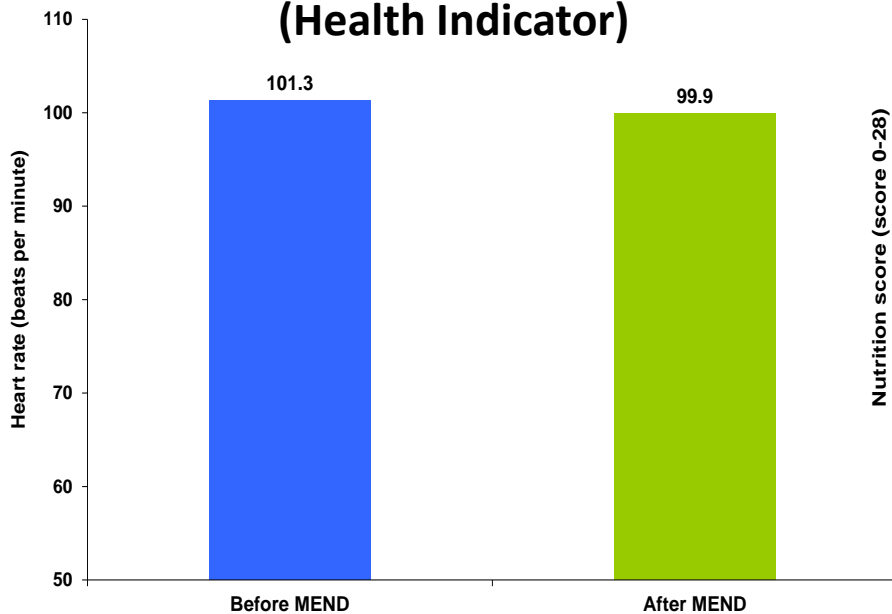




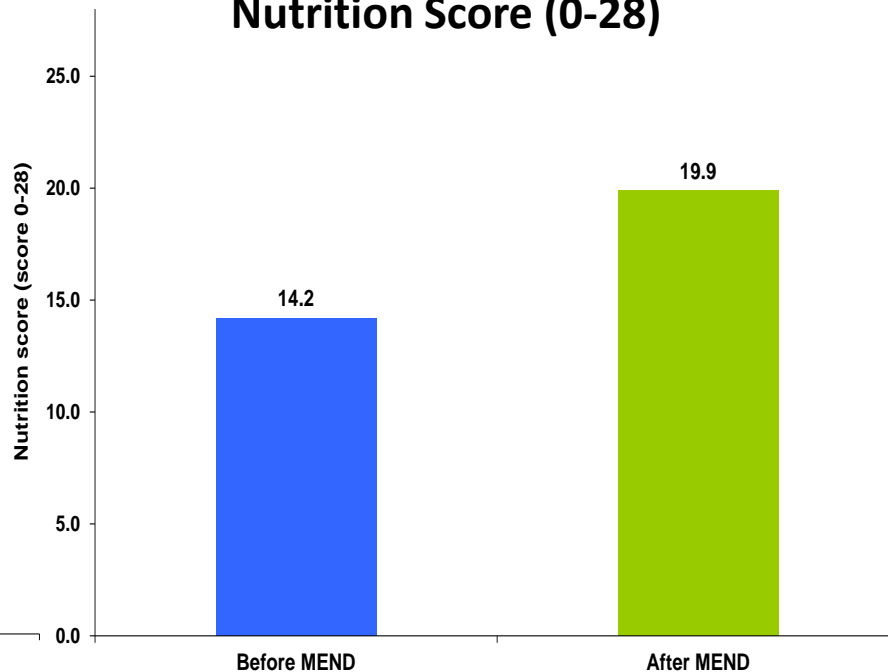
CCNCPHD-MEND DATA



Recovery Heart Rate (Health Indicator)



Nutrition Score (0-28)

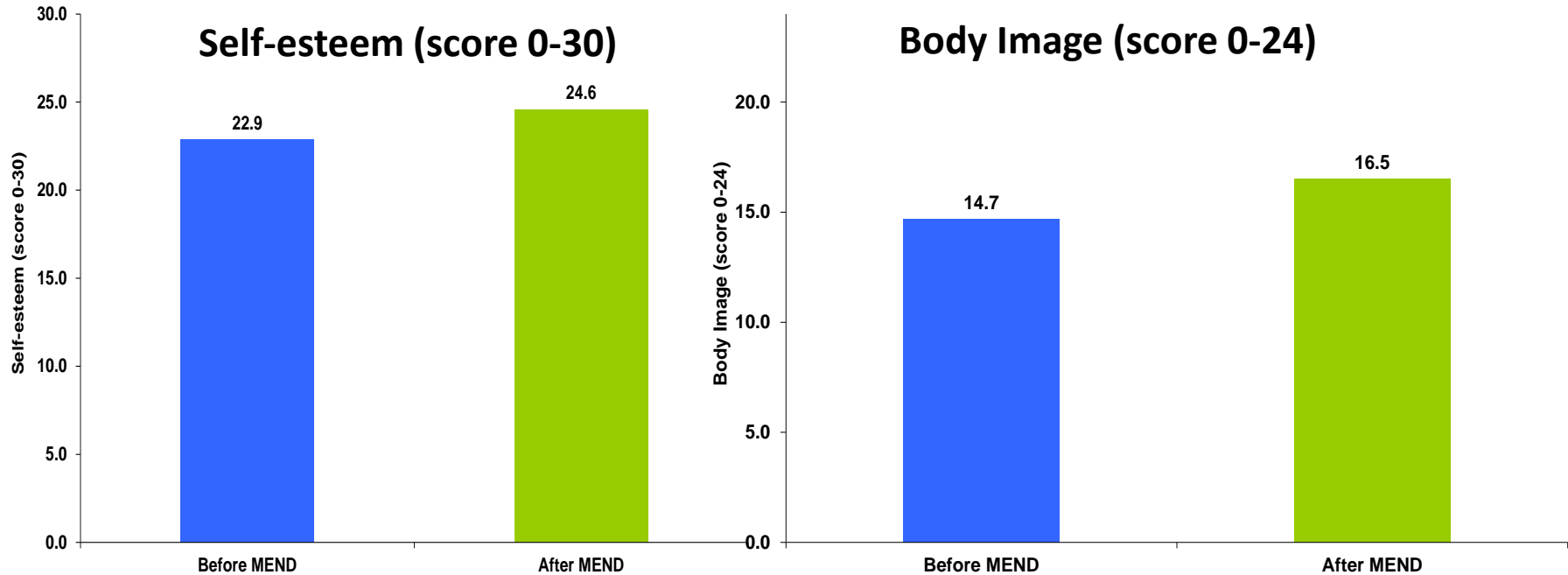




CCNCPHD-MEND DATA



Public Health
Prevent. Promote. Protect.



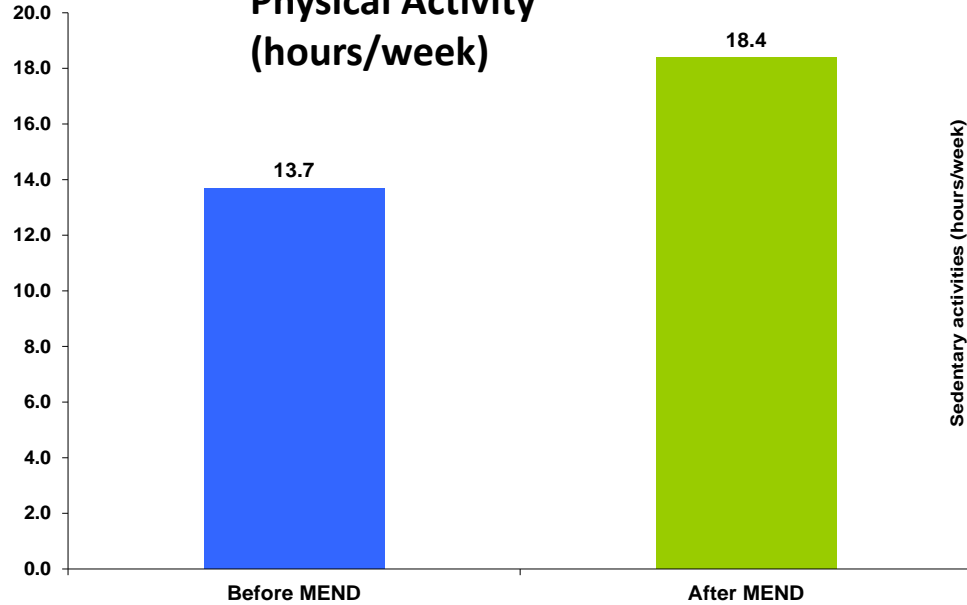


CCNCPHD-MEND DATA

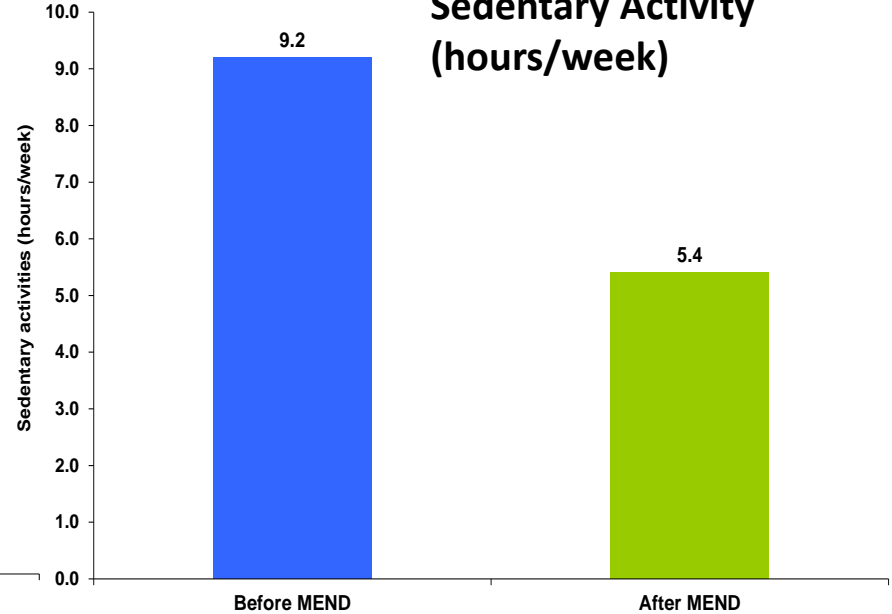


Public Health
Prevent. Promote. Protect.

Physical Activity (hours/week)



Sedentary Activity (hours/week)



Results in this section are on children who were overweight or obese at baseline

Variable	N	Mean Change	Status
BMI (kg/m ²)	93	-0.7	Positive
Waist circumference (inches)	100	-0.9	Positive
Physical activity (hours/week)	105	4.7	Positive
Sedentary activities (hours/week)	91	-3.8	Positive
Recovery heart rate (beats per minute)	95	-1.4	Positive
Nutrition score	99	5.7	Positive
Total difficulties score	104	-3.0	Positive
Body image score	97	1.8	Positive
Self-esteem score (Rosenberg's scale)	118	1.7	Positive

Overweight is defined as a BMI at or above the 85th percentile and lower than the 95th percentile for children of the same age and sex.

Obesity is defined as a BMI at or above the 95th percentile for children of the same age and sex.



CATEGORY(S) DEFINITION



Category 2:

All of the project options in category 2 should include a component to conduct quality improvement for the project: activities may include, but are not limited to, identifying project impacts, “lessons learned,” opportunities to scale all or part of the project to a broader patient population, and key challenges associated with expansion of the project.

Category 3:

The overall objective of Category 3 is to assess the effectiveness of Category 2 interventions. Each project selected in Category 2 will have an associated outcome measure from Category 3 for the purposes of the planning and outcome measures are defined as *“measures that assess the results of care experienced by patients.”*



FUNDING METRICS DY1-DY2



DY1 October 1, 2011 to September 30, 2012

\$93,100

No actions in DY1

DY2 October 1, 2012 to September 30, 2013

\$1,467,250

HHSC approved \$372,403 DY1 seed money between 4 projects prior to any project approvals

Category 2 Metric: 1

1. Met: Engage stakeholders, identify resources and potential partnership and develop intervention plan-Document innovative strategy and plan (Received \$2.5M - \$1,032,750 IGT = \$1,467,250)

**Hired the only 1115 Waiver Administrator September 2013 **



FUNDING METRICS DY3



DY3	October 1,2013 to September 30, 2014	\$1,220,937
Original Metrics		
1. Document implementation strategy and testing outcomes, 5 sites will run MEND programs		
2. 500 children will complete the 10 week MEND program (in October 2014 reporting after two administrators left employment this metric was identified as deleted)		
3. To participate in semi-annual face-to-face meetings or seminars organized by the RHP (in October 2014 reporting after two administrators left employment this metric was identified as deleted)		
Current Metrics		
Category 2 Metrics: 2		
1. Met: Document implementation strategy and testing outcomes, 5 sites will run MEND programs (\$1M - \$419,500 IGT = \$580,500 Note: \$167,800 County project IGT)		
2. Number of new ideas, practices, tools or solutions tested by each provider (Requested carry forward for April 2015, HHSC approved) Anticipated funding June 2015 (\$1M - \$419,500 IGT = \$580,500)		
Category 3 Metrics: 2		
1. New Metric-NMI (Needs more information) submitted information January 16, 2015 to HHSC for approval - 1st yr required Pediatric quality of life surveys-submission (\$51,625 - \$21,656.5 IGT = \$29,968.50)		
2. New Metric-NMI (Needs more information) submitted information January 16, 2015 to HHSC for approval - 1st yr required Pediatric quality of life surveys-validation (\$51,625 - \$21,656.5 IGT = \$29,968.50)		



FUNDING METRICS DY4



DY4 October 1, 2014 to September 30, 2015 \$1,204,159

Category 2 Metrics: 3

- 1. 500 children to complete the 10 week MEND program (\$666,667 - \$285,800 IGT = \$380,867)
- 2. Number of new ideas, practices, tools or solutions tested by provider (\$666,667 - \$285,800 IGT = \$380,867)
- 3. Participate in semi-annual face-to-face meetings organized by the RHP (\$666,667 - \$285,800 IGT = \$380,867)

Category 3 Metrics: 2

- 1. Pediatric quality of life surveys-submission (\$53,875 - \$23,096 IGT = \$30,779)
- 2. Pediatric quality of life surveys-validation (\$53,875 - \$23,096 IGT = \$30,779)



FUNDING METRICS DY5



DY5 October 1, 2015 to September 30, 2016 \$629,697

Category 2 Metrics: 3

- 1. 1500 children to complete the 10 week MEND program (\$300,573 - \$128,855 IGT = \$171,717)
- 2. Number of new ideas, practices, tools or solutions tested by provider (\$300,573 - \$128,855 IGT = \$171,717)
- 3. Participate in semi-annual face-to-face meetings organized by the RHP (\$300,573 - \$128,855 IGT = \$171,717)

Category 3 Metrics: 2

- 1. Pediatric quality of life surveys-submission (\$100,250 - \$42,977 IGT = \$57,273)
- 2. Pediatric quality of life surveys-validation (\$100,250 - \$42,977 IGT = \$57,273)

Date		Income	Expense	Total	Metric (s)
~4/2013	DY 1 Seed Money	\$93,100		\$93,100	No actions in DY1
	DY2 Oct 1, 2012 to Sept 2013				
1/30/2014	DY 2 Incentive Payment	\$1,467,250		\$1,560,350	(1) Met - Engage stakeholders
	DY 3 Oct 1, 2013 to Sept 30, 2014				
	DY 3 Expenses		\$811,092	\$749,258	
1/30/2015	DY 3 Incentive Payment	\$580,500			Category 2 (2) metrics-met 1 metric- 5 Delivery Sites
6/30/2015	DY 3 Anticipated Incentive Payment carry forward	\$580,500			Category 2 will meet 2nd metric-innovative ideas & practices
6/30/2015	DY 3 Anticipated Incentive Payment carry forward	\$59,937		\$1,970,195	Category 3 Metric-Pedi QLS
	DY4 Oct 1, 2014 to Sept 30, 2015				
	DY4 projected expenses		\$1,180,262	\$789,933	
1/30/2016	DY4 Anticipated Incentive Payment	\$1,142,601			Category 2 (3) Metrics- 500 children, innovative ideas, participate in meetings
	DY4 Anticipated Incentive Payment	\$61,558			Category 3 Metric-Pedi QLS
				\$1,994,092	
	DY5 Oct 1, 2015 to Sept 2016				
	DY 5 Anticipated Expenses		\$1,608,353	385,739	
1/30/2017	DY5 Anticipated Incentive Payment	\$515,151			Category 2 (3) Metrics- 1500 children, innovative ideas, participate in meetings
	DY5 Anticipated Incentive Payment	\$114,546			Category 3 Metric-Pedi QLS
				\$1,015,436	

DY4 MEND PROGRAMS

DY4 Program Sites	Age Groups	Number of Programs
Mary Jane's Gymnastics	MEND 7-13	3
Mary Jane's Gymnastics	MEND 2-5	3
Catholic Charities	MEND 7-13	4
Catholic Charities	MEND 2-5	4
Ingleside ISD	MEND 7-13	2
Taft ISD	MEND 7-13	2
Taft ISD	MEND 2-5	4
Boys & Girls Club CC	MEND 7-13	3
Boys & Girls Club Robstown	MEND 7-13	3
Joe Garza Rec. Center	MEND 7-13	4
Colston Wellness Center	MEND 7-13	2
Kingsville ISD	MEND 7-13	4
(Health Dept.)	MEND 2-5	4
Odyssey	MEND 7-13	2
St. Andrew's Episcopal	MEND 2-5	2
St. Andrew's Episcopal	MEND 7-13	2



MEND PROJECTED PROGRAMS DY5



DY4 Program Sites	Age Groups	Number of Programs
Taft ISD	MEND 7-13	2
Taft ISD	MEND 2-5	4
Kingsville ISD	MEND 7-13	4
Catholic Charities	MEND 7-13	4
Catholic Charities	MEND 2-5	4
Boys & Girls Club CC	MEND 7-13	1
Boys & Girls Club Robstown	MEND 7-13	1
Joe Garza Rec Center	MEND 7-13	1
Ingleside ISD	MEND 7-13	2
WIC (Health Dept.)	MEND 2-5	1
Odyssey	MEND 7-13	1
Colston Wellness	MEND 7-13	2



TRAINING MEND LEADERS DY4



Mend training January, 2015

Delivery partners who participated in leadership training:

Odyssey Child Enrichment	3 participants
TAMU Kingsville	6 participants
Taft ISD	2 participants
Mary Jane's Gymnastics	2 participants
Kids Place	2 participants
TAMUCC	2 participants



INTERESTED DELIVERY PARTNERS



Tuloso Midway ISD	Robstown ISD
Portland ISD	Flour Bluff ISD
West Oso ISD	Corpus Christi Christian Fellowship
Odem ISD	Sinton ISD
Kingsville ISD	Odyssey after school/Rockport
Delmar Early Childhood Program	Kids Place
Corpus Christi Parks & Rec Dept.	Colston Wellness Center (Kingsville)
Alice Head Start	Wesley Nurses



MEND WORLD



KEEPING MEND Children Connected



Opportunities



- **Streamline RFQ process**
- **Strategize funding cost per program**
- **Strategize potential budget allocations**
- **Strategize expansion of additional RHP4 Counties**
- **Review training needs and utilization of current available trainers**
- **Hire manager**
- **Re-establish partnership with CCISD**



QUESTIONS







LET'S MAKE A DIFFERENCE TOGETHER!



Public Health
Prevent. Promote. Protect.

