

# MONTHLY AIR SERVICE REPORT



# Corpus Christi International Airport

## General Activity Report - March 2026

	MONTHLY ACTUALS					YTD ACTUALS (MARCH)				
PASSENGERS	2026	2025	2024	% CHANGE 2026 to 2025	% CHANGE 2025 to 2024	2026	2025	2024	% CHANGE 2026 to 2025	% CHANGE 2025 to 2024
AMERICAN EAGLE	11,826	13,570	12,945			33,594	37,605	24,609		
SOUTHWEST	8,862	8,760	9,528			21,824	21,743	17,378		
UNITED AIRLINES	9,543	9,714	9,413			26,178	26,116	17,014		
SUN COUNTRY	297	333	179			1,009	965	503		
FRONTIER	950	0	0			2,261	0	0		
<b>ENPLANED</b>	<b>30,528</b>	<b>32,377</b>	<b>32,065</b>	<b>-6%</b>	<b>-5%</b>	<b>82,605</b>	<b>86,429</b>	<b>59,504</b>	<b>-4%</b>	<b>39%</b>
AMERICAN EAGLE	12,179	13,478	13,172			33,807	37,667	36,361		
SOUTHWEST	8,668	8,462	9,351			21,295	20,805	24,638		
UNITED AIRLINES	9,228	9,447	9,184			26,493	25,950	23,406		
SUN COUNTRY	296	330	177			1,011	1,028	734		
FRONTIER	901	0	0			2,328	0	0		
<b>DEPLANED</b>	<b>30,371</b>	<b>31,717</b>	<b>31,884</b>	<b>-4%</b>	<b>-5%</b>	<b>84,934</b>	<b>85,450</b>	<b>85,139</b>	<b>-1%</b>	<b>0%</b>
<b>TOTALS</b>	<b>60,899</b>	<b>64,094</b>	<b>63,949</b>	<b>-5%</b>	<b>-5%</b>	<b>167,539</b>	<b>171,879</b>	<b>144,643</b>	<b>-3%</b>	<b>16%</b>
LOAD FACTOR	2026	2025	2024			2026	2025	2024		
AMERICAN EAGLE	85.0%	87.6%	80.6%			82.6%	83.0%	79.0%		
SOUTHWEST	70.0%	66.1%	59.8%			65.2%	64.7%	52.1%		
UNITED AIRLINES	83.2%	81.3%	73.6%			78.6%	75.4%	73.3%		
FRONTIER	56.8%	0.0%	0.0%			46.8%	0.0%	0.0%		
<b>CUMMULATIVE LOAD FACTOR</b>	<b>76.9%</b>	<b>79.5%</b>	<b>71.6%</b>			<b>73.6%</b>	<b>76.2%</b>	<b>67.7%</b>		
SEATS AVAILABLE	2026	2025	2024	% CHANGE 2026 to 2025	% CHANGE 2025 to 2024	2026	2025	2024	% CHANGE 2026 to 2025	% CHANGE 2025 to 2024
AMERICAN	13,909	15,489	16,068	-10%	-13%	40,675	45,287	30,811	-10%	32%
SOUTHWEST	12,665	13,258	15,922	-4%	-20%	33,449	33,583	48,732	0%	-31%
UNITED	11,464	11,954	12,792	-4%	-10%	33,302	34,622	32,668	-4%	2%
FRONTIER	1,674	0	0			4,836	0	0		
<b>TOTALS</b>	<b>39,712</b>	<b>40,701</b>	<b>44,782</b>	<b>-2%</b>	<b>-11%</b>	<b>112,262</b>	<b>113,492</b>	<b>112,211</b>	<b>-1%</b>	<b>0%</b>

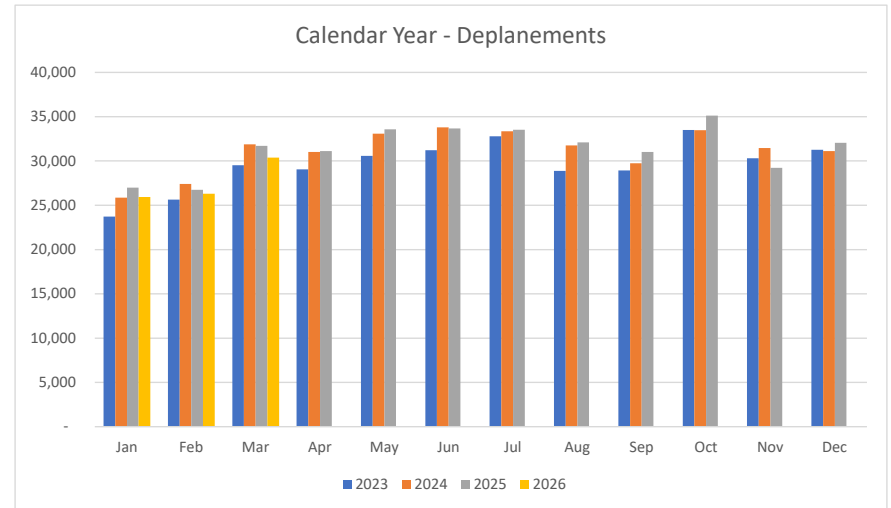
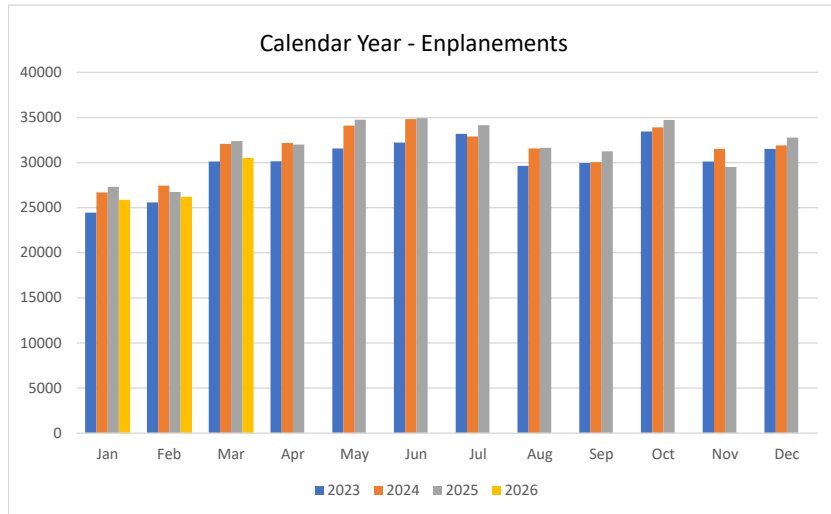
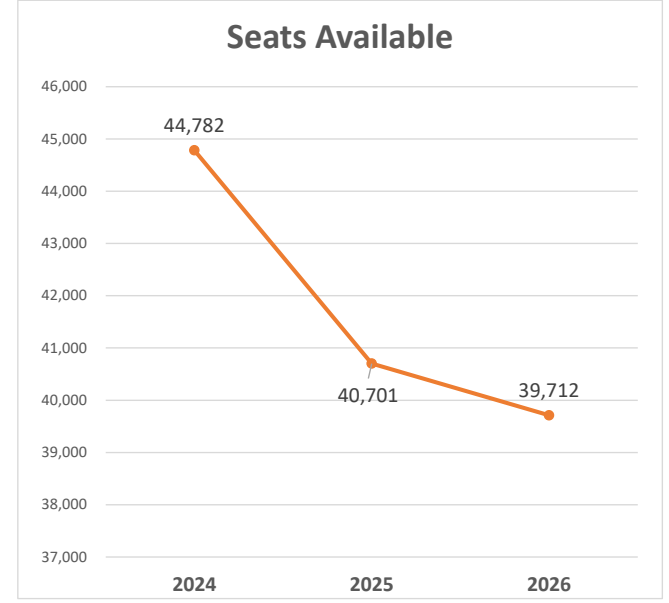
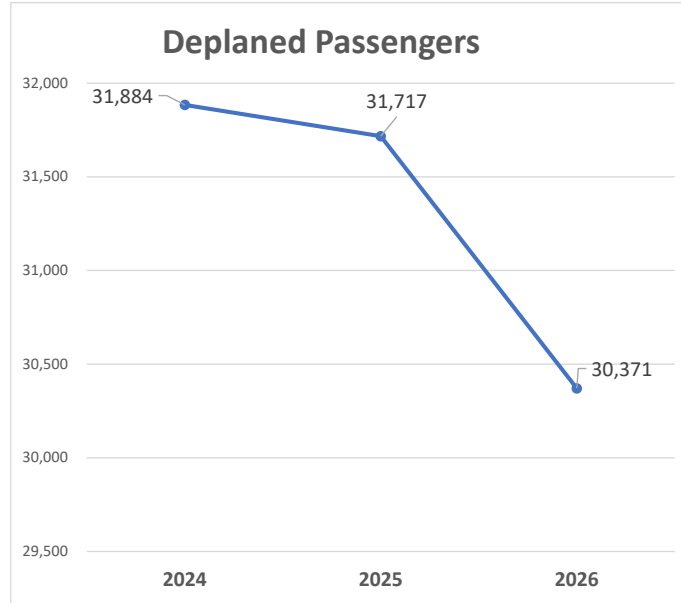
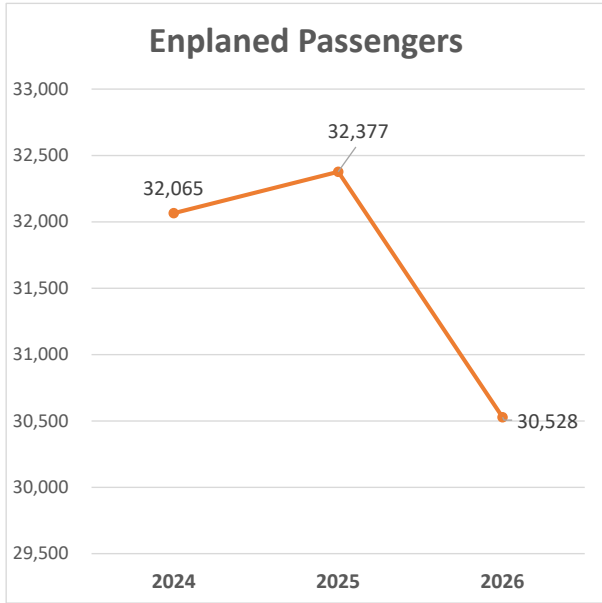
# Corpus Christi International Airport

## General Activity Report - March 2026

FREIGHT IN LBS.	2026	2025	2024	% CHANGE 2026 to 2025	% CHANGE 2025 to 2024	2026	2025	2024	% CHANGE 2026 to 2025	% CHANGE 2025 to 2024
AMERICAN EAGLE	375	0	2			527	191	#REF!		
SOUTHWEST	4,539	4,517	2,676			10,585	10,226	6,760		
UNITED AIRLINES	0	204	15			8,296	259	32		
AMERIFLIGHT	32,511	18,999	19,980			81,475	50,103	39,095		
ENPLANED	37,425	23,720	22,673	58%	65%	100,883	60,779	#REF!	66%	#REF!
AMERICAN EAGLE	0	590	310			605	2,223	#REF!		
SOUTHWEST	8,109	7,763	11,360			29,822	26,983	18,903		
UNITED AIRLINES	0	158	120			8,656	158	161		
AMERIFLIGHT	59,564	74,483	70,061			160,605	210,419	149,086		
DEPLANED	67,673	82,994	81,851	-18%	-17%	199,688	239,783	#REF!	-17%	#REF!
TOTALS	105,098	106,714	104,524	-2%	1%	300,571	300,562	#REF!	0%	#REF!
AIRLINE LANDINGS	2026	2025	2024	% CHANGE 2026 to 2025	% CHANGE 2025 to 2024	2026	2025	2024	% CHANGE 2026 to 2025	% CHANGE 2025 to 2024
AMERICAN AIRLINES										
Scheduled Landings	195	209	212			566	607	608		
Diversions	-	-	-			2	2	0		
Total Landings	195	209	212	-7%	-8%	568	609	608	-7%	0%
SOUTHWEST AIRLINE										
Scheduled Landings	87	86	110			231	225	324		
Diversions	0	2	0			1	6	4		
Total Landings	87	88	110	-1%	-21%	232	231	328	0%	-30%
UNITED AIRLINES										
Scheduled Landings	213	200	183			602	579	489		
Diversions	7	-	8			8	19	17		
Total Landings	220	200	191	10%	15%	610	598	506	2%	18%
FRONTIER										
Scheduled Landings	9	-	-			26	-	-		
Diversions	-	-	-			-	-	-		
Total Landings	9	-	-	0%	0%	26	-	-	0%	0%
TOTALS	511	497	513	3%	0%	1,436	1,438	1,442	0%	0%
AIRCRAFT OPERATIONS	2026	2025	2024	% CHANGE 2026 to 2025	% CHANGE 2025 to 2024	2026	2025	2024	% CHANGE 2026 to 2025	% CHANGE 2025 to 2024
AIR TAXI	1,746	1,661	1,601	5%	9%	5,112	4,900	#REF!	4%	#REF!
GENERAL AVIATION	2,211	1,993	1,461	11%	51%	5,979	5,430	2,733	10%	119%
MILITARY	2,555	3,395	4,308	-25%	-41%	7,707	10,662	9,079	-28%	-15%
TOTALS	6,512	7,049	7,370	-8%	-12%	18,798	20,992	#REF!	-10%	#REF!

# Corpus Christi International Airport

## General Activity Report - March 2026



# Corpus Christi International Airport General Activity Report - March 2026

