



City of Corpus Christi

1201 Leopard Street
Corpus Christi, TX 78401
cctexas.com

Meeting Agenda - Final

Airport Board

Wednesday, August 30, 2023

3:30 PM

International Airport Board Room
1000 International Blvd. C.C., TX. 78406

The City of Corpus Christi promotes participation regardless of race, color, national origin, sex, age, religion, disability or political belief. Reasonable accommodation is provided upon request and in accordance with the Americans with Disabilities Act. For assistance or to request a reasonable accommodation, contact (361) 826-3300 at least 48 hours in advance. Upon request, this information can be available in larger print and/or in electronic format.

A. Call To Order

B. Roll Call

C. Public Comment

Members of the audience will be provided an opportunity to speak at the Committee meeting. A recording is made at these meetings. Hence, when addressing the committee, please give your name and address, and state your point as briefly as possible.

Please be advised that the Open Meetings Act prohibits the board members from responding to or discussing your comments at length. The law only authorizes them to do the following:

- 1) Make a statement of factual information;*
- 2) Recite an existing policy in response to the inquiry; or*
- 3) Advise the citizen that this subject will be placed on an agenda at a later date.*

D. Approval of Minutes and Action on Absences

1. **23-1285** Approval of the Absences for the July 26th, 2023 Regular Airport Board Meeting

Attachments: 2023 AIRPORT BOARD ATTENDANCE

2. **23-1286** Approval of the Minutes for the July 27th, 2023 Regular Airport Board Meeting

Attachments: 07262023 - July Airport Board Minutes - Unpublished

E. New Business for Discussion and Possible Action

3. [23-1452](#) Introduction of the new Airport Marketing Manager

4. [23-1453](#) Presentation, Discussion and Possible Action to Recommend City Council

Approve Amending the Code of Ordinances, Chapter 9, Aviation, Section 9-35 - Parking Rates, by revising the parking rate for Long Term Parking and other rate changes at the Corpus Christi International Airport

Attachments: [08302023 - Chapter 9 Parking Revisions](#)

5. [23-1454](#) Presentation, Discussion and Possible Action to Recommend City Council Approve a Contract with Coastal Bend Demolition to Demolish the Gault Hangar

Attachments: [08302023 - Gault Hangar Demo Contractor](#)

6. [23-1455](#) Presentation and Discussion on Type A Tax Change Impacting CCIA

Attachments: [08302023 - Airport Board-Expand Type A Funding](#)

F. Staff Reports

7. [23-1456](#) Air Service Update

Attachments: [08302023 - Air Service Update](#)

8. [23-1457](#) Business Development Report

Attachments: [08302023 - Business Development Report](#)

9. [23-1458](#) Financial Report

Attachments: [08302023 - Financial Reports](#)

10. [23-1459](#) Capital Planning Report

Attachments: [08302023 - Capital Planning Report](#)

G. Future Agenda Items

H. Adjournment



2023 BOARD ATTENDANCE RECORD



Name	Jan	Feb	Mar	Apr	May	Jun	Jul	Aug	Sep	Oct	Nov	Dec
Rosie Collin	X	E	E	E	X	X	X					
Paul Cameron	X	X	X	X	X	X	X					
Randall Hicks	X	X	X	X	X	X	X					
John LaRue	E	X	X	X	X	X	X					
Hans Schumann	X	E	X	X	E	X	X					
Rick Barrera	X	E	X	X	X	X	X					
Kusumakar Sooda	X	X	X	X	X	X	X					
Ricardo Talavera						E	A					
Reynaldo Saenz				X	X	X	X					
Jeremy Taylor				X	X	X	X					
Brett Oetting <i>ex-officio</i>	X	A	A	X	X	X	X					
Mike Culbertson <i>ex-officio</i>	X	A	A	X	X	A	X					
Jon Reily, <i>Advisory</i>				X	A	X	A					

- Airport Board Meetings are held on the last Wednesday of each month
- Time: 3:30 p.m.
- Place: Admin Conf Room

	No monthly meeting held
	No longer on the Board
	Not yet appointed to the Board
	No quorum present
	Unexcused Absence
	Excused Absence
	Special-called meeting
	Advisory Status
	Pending action by the Board
	No meeting due to COVID-19

Name	Absences	Notes
Rosie Collin	3	
John LaRue	1	
Hans Schumann	2	
Rick Barrera	1	
Kusumakar Sooda	0	
Paul Cameron	0	
Randall Hicks	0	
Brett Oetting	2	
Mike Culbertson	2	
Reynaldo Saenz	0	
Jeremy Taylor	0	
Jon Reily	2	
Ricardo Talavera	2	

- (a) INCLUDES ABSENCES AT SPECIAL-CALLED BOARD MEETINGS WHICH DOES NOT COUNT AGAINST THE BOARD MEMBER
 (b) PARTIAL TERM
 (c) INCLUDES ABSENCES AT MEETINGS THAT WERE NOT HELD DUE TO LACK OF A QUORUM.



City of Corpus Christi

1201 Leopard Street
Corpus Christi, TX 78401
cctexas.com

Meeting Minutes - Draft

Airport Board

Wednesday, July 26, 2023

3:30 PM

International Airport Board Room
1000 International Blvd. C.C., TX. 78406

The City of Corpus Christi promotes participation regardless of race, color, national origin, sex, age, religion, disability or political belief. Reasonable accommodation is provided upon request and in accordance with the Americans with Disabilities Act. For assistance or to request a reasonable accommodation, contact (361) 826-3300 at least 48 hours in advance. Upon request, this information can be available in larger print and/or in electronic format.

A. Call To Order

Chairman Hicks called the meeting to order at 3:30 p.m.

B. Roll Call

A quorum was present.

Present: 11 - Paul A. Cameron Jr., Hans Schumann, John LaRue, Kusumakar Sooda, Rosie Collin, Rick Barrera, Mike Culbertson, Brett Oetting, Jeremy Taylor, Randall Hicks, and Rey Saenz

Absent: 2 - Jon Reily, and Ricardo Talavera

C. Public Comment

There was no public comment.

D. Approval of Minutes and Action on Absences

1. [23-1240](#) Approval of the Absences for the June 28th, 2023 Regular Airport Board Meeting

Attachments: [2023 AIRPORT BOARD ATTENDANCE](#)

Chairman Hicks moved to excuse Board member Talavera from the regular June Airport Board meeting. Board member Schumann seconded and the motion carried.

2. [23-1241](#) Approval of the Minutes for the June 28th, 2023 Regular Airport Board Meeting

Attachments: [06282023 - June Airport Board Minutes - Unpublished](#)

Chairman Hicks moved to approve the minutes as written. Second Vice-chairman Barrera seconded and the motion carried. The minutes were approved as written.

E. New Business for Discussion and Possible Action

3. [23-1243](#) Presentation, Discussion and Possible Action to Recommend to City Council to Approve a Contract for the Food, Beverage and Retail Contract

Attachments: [07262023 - Tailwind as Food Beverage & Retail Concessionaire](#)

Director Smith updated the members on the new lease with Tailwind Concessions, the Airport's current concessionaire and winning bidder. He stated how Nueces Brewing Co., Island Joes Coffee & Gallery, Salty Oak Barbecue, Amazon JWO store and Made in Corpus Christi Texas products would be part of the concessionaire's new services. He showed several renderings that indicated placement of the additional vendors. He continued by explaining more of the terms for the lease.

Discussion was heard on this item. Chairman Hicks called for a motion. Second Vice-chairman Barrera moved to approve. Board member Cameron seconded and the motion carried.

4. [23-1244](#) Presentation and Discussion on Revenue Per Enplanement for CCIA

Attachments: [07262023 - Revenue Per Enplanement](#)

Director Smith and Deputy Director Miller presented the members with information regarding the RPE (Revenue Per Enplanement). He reported the various revenue streams used to calculate the RPE for the Airport. He presented figures from FY21, FY22, FY23-to-date and estimated FY24 used to calculate the RPE and its impact on the CPE, Cost Per Enplanement, for airlines as discussed at the April Board meeting. Discussion was heard on this item.

F. Staff Reports

5. [23-1245](#) Air Service Update

Attachments: [07262023 - Air Service Update PKT](#)

Deputy Director Miller began by reporting on the upcoming Air Service Conference, TakeOff North America, which he will be attending in August. He presented the members with the list of airline meetings he has requested at this conference.

Director Smith briefed the members on the General Activity Report (GAR) numbers for June, 2023.

Discussion was heard on both of these topics.

6. [23-1246](#) Business Development Report

Attachments: [07262023 - Business Development Report](#)

Director Smith and Deputy Director Miller updated the members on Airport business development. Business development regarding plans for a hotel on Airport property included finalizing the fuel station lease with a goal of having the contracts signed by the end of CY2023. They continued by updating the members on the TAMUCC Lease. Discussion was heard on these topics.

Staff updated the members on the award of The Texan, Inc. lease for a fuel station on Airport property. The members viewed several photos of some of the company's current facilities throughout the Coastal Bend. Staff also reported on the current ongoing construction of other facilities this company is building in the area. A brief draft of the terms of the lease was also presented to the members. Staff interjected that once the lease was finalized, it would be brought to the Board for their approval to recommend City Council approve.

Discussion was heard on this item.

7. [23-1247](#) Financial Report

Attachments: [07262023 - Financial Reports](#)

Kimberly Miller, Finance Manager, presented the members with the Airport's financial reports. She reported that parking operations gross revenue was up 18% from last year. She also noted the current trend of approximately one year of parking lot revenue at over \$200,000 a month. As for concessions, she reported that sales were up 9% from last year. She also presented a table that responded to questions raised by the Board at the June meeting regarding Airport Debt Service. Discussion was heard on these topics.

8. [23-1248](#) Capital Planning Report

Attachments: [07262023 - Capital Planning Update](#)

Deputy Director Miller reported to the member the Airport's Capital Planning. He began by updating the members on the status of the Master Plan Study. He expects the contract with Coffman Associates to go to City Council in early August.

He also covered the Rental Car Return Lot Reconfiguration which he anticipates to begin January 2024 and completed by March 2024.

He also reported staff's efforts on developing the Airport Business Centre. He added he would keep the members informed on any developments.

The current status of the various aspects of the Terminal Rehabilitation Project was discussed including the window glazing, patio construction, PVC roof replacement and the restroom rehabilitation. He presented several photos of the work being done.

He also advised the members of upcoming projects staff is working on: EV Charging Stations, Cooling Towers Replacement & the West Side Generator Replacement.

Discussion was heard on these topics.

G. Future Agenda Items

No items were presented for future agendas.

H. Adjournment

As there was no further business, Chairman Hicks adjourned the meeting at 4:36 p.m.

CHAPTER 9 - CODE OF ORDINANCES



AIRPORT BOARD MEETING
AUGUST 30TH, 2023

Rate Changes – Five Year Plan

Actual Revenues							
	Fuel Flowage Fee	Auxilliary Terminal Revenue	New Leases	Business Development Agreements	Parking	Annual Total	<i>Growth since 2022</i>
2022	\$ 102,216	\$ -	\$ -	\$ -	\$ 2,324,693	\$ 2,426,909	\$ -
2023	\$ 122,001	\$ 193,924	\$ 108,194	\$ 293,711	\$ 2,563,135	\$ 3,280,965	\$ 854,056
2024	\$ 156,858	\$ 223,426	\$ 110,358	\$ 455,482	\$ 2,799,635	\$ 3,745,759	\$ 1,318,850
2025	\$ 174,287	\$ 213,722	\$ 112,565	\$ 585,113	\$ 3,007,704	\$ 4,093,391	\$ 1,666,482
2026	\$ 191,715	\$ 209,874	\$ 114,816	\$ 612,921	\$ 3,390,926	\$ 4,520,253	\$ 2,093,344
2027	\$ 209,144	\$ 212,621	\$ 117,113	\$ 642,251	\$ 3,492,654	\$ 4,673,783	\$ 2,246,874

Parking Rate Changes – Five Year Plan

Year	Long Term	Short Term/Covered	Long Term Rate	Short Term Rate	% Increase LT	% Increase ST
2023	\$ 1,239,662	\$ 1,323,473	\$ 8	\$ 12		
2024	\$ 1,354,045	\$ 1,445,590	\$ 9	\$ 12	1.13	1
2025	\$ 1,454,678	\$ 1,553,027	\$ 9	\$ 13	1	1.08
2026	\$ 1,640,023	\$ 1,750,903	\$ 10	\$ 14	1.11	1.08
2027	\$ 1,689,224	\$ 1,803,430	\$ 10	\$ 14	1.00	1.00
2028	\$ 1,739,901	\$ 1,857,533	\$ 10	\$ 14	1	1

GAULT HANGAR DEMO CONTRACT



AIRPORT BOARD MEETING
AUGUST 30TH, 2023

Hangar One Demolition Contract




Scope of Work

Demolish Hangar One building,
foundation, signposts, utilities, etc.

Backfill and grade with topsoil, hydroseed

Install temporary and permanent
perimeter fencing during and after project



Timeline

NTP expected October, demolition
expected to begin November

Hangar One Demolition Contract

City of Corpus Christi
Sr. Buyer: Minerva Alvarado

Bid Tabulation
RFB 4870-Demolition of Aircraft East
General Aviation Hangar One

				Coastal Bend Demolition Inc.	Patriot Demolition Services, Inc.	J.R. Ramon & Sons, Inc	Camacho Demolition LLC	White Star Services, LLC	Veit National Corporation
				Corpus Christi, TX	Robstown, TX	San Antonio, TX	Corpus Christi, TX	Corpus Christi, TX	Rogers, MN
Item	Description	Unit	Qty	Price	Price	Price	Price	Price	Price
1	Demolition of Aircraft Hangar One	Lumpsum	1	\$217,500.00	\$239,845.00	\$272,993.00	\$273,500.00	\$390,155.00	\$585,843.00
2	Allowance Permit Fee			\$9,000.00	\$9,000.00	\$9,000.00	\$9,000.00	\$9,000.00	\$9,000.00
Total				\$226,500.00	\$248,845.00	\$281,993.00	\$282,500.00	\$399,155.00	\$594,843.00

Type A Expansion

Airport Board
August 30, 2023
Heather Hurlbert, CPA CGFO
Assistant City Manager



Type A Expansion of Allowable Uses

Today

- **1/4 Cent Sales Tax**
 - Arena-1/8 cent
 - Seawall-1/8 cent
- **Expiration**
 - Arena-2025
 - Seawall-2026
- **Revenue**
 - 1/4 cent produces approximately \$17.8M annually which continues to increase each year

Type A Expansion of Allowable Uses

Proposition

- Propose 1/4 cent allocation
 - Convention Center Complex as defined by resolution
 - Regional parks as defined by resolution
 - Commercial/industrial streets (including arterials and collectors)
 - New destination flight option enhancement
- If approved, collections can be used for the specific items approved by voters without expiration or until a change is approved by voters.
- Annually Parks, Streets and the Convention Center Complex will receive a ***minimum of 5%*** of the collections. The Airport will be allocated an annual amount not to exceed 5%

Type A Expansion of Allowable Uses

Today



1/8 Cent
for Arena only

1/8 Cent
for Seawall only



Proposed Expansion of Use



1/4 Cent for Parks, Airport, Streets and
existing and future Convention Center
Complex including the Seawall



Convention Center Complex

City Council approved a resolution defining the *Convention Center Complex* to include:

- Arena
- Convention Center
- Selena Auditorium
- New Headquarters Hotel
- Seawall

**Convention Center Complex
will receive a minimum of 5%
of the total revenue annually**

Current Type A Sales Tax Revenue Seawall Fund Use

Projects funded by the Type A Seawall Funding

- Seawall Capital Repairs & Maintenance \$49.5M
- Marina Restoration and Improvements \$24.0M
- Water Garden Restoration \$ 9.1M
- McGee Beach Nourishment \$ 3.5M
- Art Center Renovation \$ 2.8M
- Art Museum Improvements \$ 1.5M
- Science Museum Floodwall \$ 1.3M
- SEA District Water Feature Restoration \$ 1.1M

An estimated balance of \$14M is expected to remain at the completion of all current projects.

City Engineering Department recommends allocation of \$500,000 annually for the ongoing and future maintenance needs.

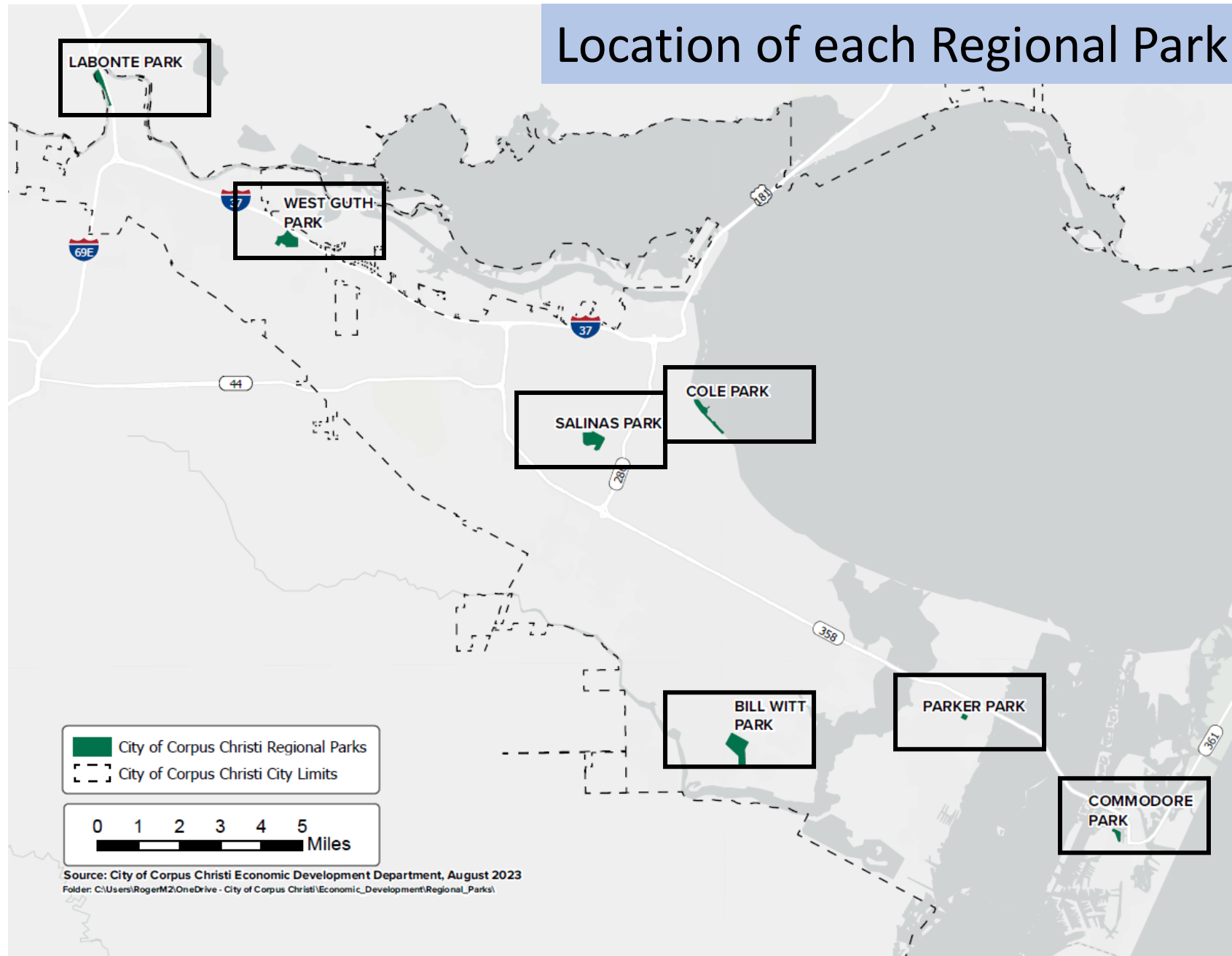
Regional Parks

City Council approved a resolution defining *Regional Parks* to include:

- Bill Witt
- Cole
- Commodores
- Labonte
- Parker
- Salinas
- West Guth

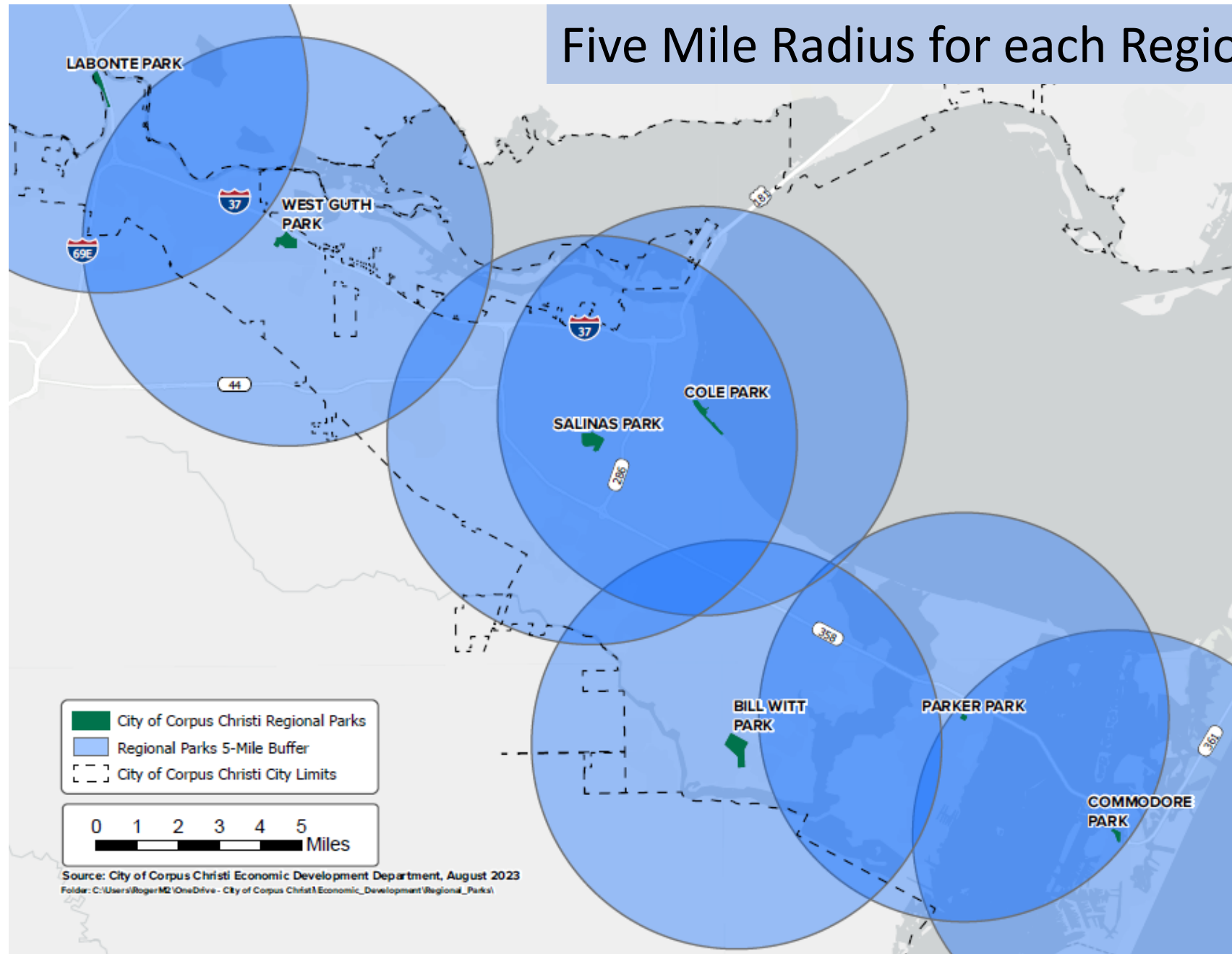
Regional Parks will receive a minimum of 5% of the total revenue annually

Location of each Regional Park



Each of the five districts have a minimum of one Regional Park

Five Mile Radius for each Regional Park



Commercial and Industrial Streets

Funding will be used for street projects in support of economic development in commercial and industrial areas

- ✓ Can be used for arterials and collector streets
- X Cannot be used for residential streets

Streets will receive a minimum of 5% of the total revenue annually

Corpus Christi International Airport

Funding will be used for the attraction and support of new destinations to and from the City

- ✓ Minimum Revenue Guarantee (MRG) for new routes
- ✓ Capital improvements needed to support new routes

Airport will receive an amount up to 5% of the total revenue annually

Type A Expansion of Allowable Use

Process

- November 7, 2023 election to approve repurpose of 1/4 cent after existing debt is paid in full
- Election prior to expiration ensures no interruption in collection

Type A Expansion of Allowable Use

Proposition Ballot Language

Voters will vote “For” or “Against”

Replacing the expiring Type A sales and use taxes by adopting a sales and use tax at the rate of 1/4 of 1% (being 0.250 cents per \$1), maintaining the same sales and use tax rate that now exists within the City, with proceeds to be used for the construction, renovation, maintenance, and operations of Regional Parks (a term defined by the City of Corpus Christi, Texas Resolution Number _____), commercial/industrial streets, the Convention Center Complex (a term defined by Resolution Number _____), and new destination flight option enhancement at the Corpus Christi International Airport.



AIR SERVICE UPDATE



AIRPORT BOARD MEETING
AUGUST 30TH, 2023

Corpus Christi International Airport

General Activity Report REPORTING PERIOD - JULY 2023

	MONTHLY ACTUALS					YTD ACTUALS (July)				
PASSENGERS	2023	2022	2021	% CHANGE 2023 to 2022	% CHANGE 2023 to 2021	2023	2022	2021	% CHANGE 2023 to 2022	% CHANGE 2023 to 2021
AMERICAN EAGLE	14,141	11,108	12,905			85,053	68,504	74,038		
SOUTHWEST	11,384	12,409	8,673			70,006	69,231	43,600		
UNITED AIRLINES	7,277	6,814	8,985			50,342	47,374	44,257		
CHARTER FLIGHTS	345	151	139			1,809	1,364	979		
ENPLANED	33,147	30,482	30,702	9%	8%	207,210	186,473	162,874	11%	27%
AMERICAN EAGLE	14,105	10,998	13,485			83,920	67,867	73,035		
SOUTHWEST	11,290	12,270	8,369			68,100	66,653	42,644		
UNITED AIRLINES	7,064	6,721	8,342			48,662	46,253	41,623		
CHARTER FLIGHTS	340	257	140			1,875	1,505	1,294		
DEPLANED	32,799	30,246	30,336	8%	8%	202,557	182,278	158,596	11%	28%
TOTALS	65,946	60,728	61,038	9%	8%	409,767	368,751	321,470	11%	27%

LOAD FACTOR	2023	2022	2021			2023	2022	2021		
AMERICAN EAGLE	90.3%	90.2%	89.1%			85.1%	88.6%	81.5%		
SOUTHWEST	69.1%	75.4%	93.9%			61.7%	71.4%	70.3%		
UNITED AIRLINES	80.6%	87.4%	85.0%			82.3%	85.1%	78.6%		
CUMMULATIVE LOAD FACTOR	80.5%	83.3%	89.5%			75.5%	81.1%	77.9%		

SEATS AVAILABLE	2023	2022	2021	% CHANGE 2023 to 2022	% CHANGE 2023 to 2021	2023	#	2022	2021	% CHANGE 2023 to 2022	% CHANGE 2023 to 2021
AMERICAN	15,656	12,321	14,490	27%	8%	99,943		77,314	90,869	29%	10%
SOUTHWEST	16,466	16,462	9,235	0%	78%	113,462		97,014	62,040	17%	83%
UNITED	9,034	7,800	10,570	16%	-15%	61,142		55,650	56,284	10%	9%
TOTALS	41,156	36,583	34,295	13%	20%	274,547		229,978	209,193	19%	31%

Corpus Christi International Airport

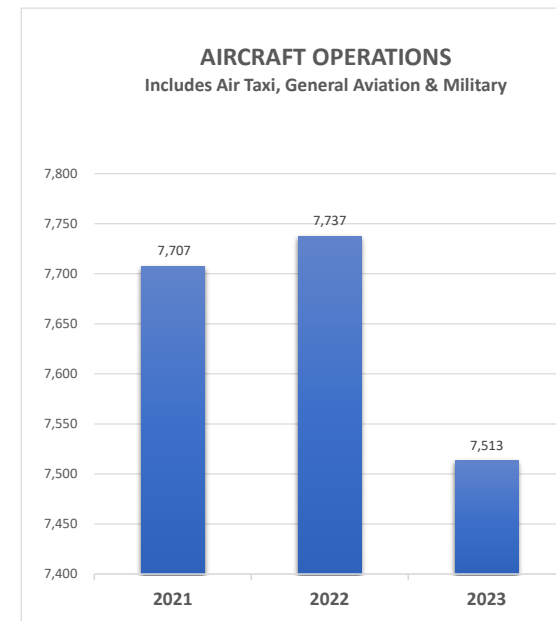
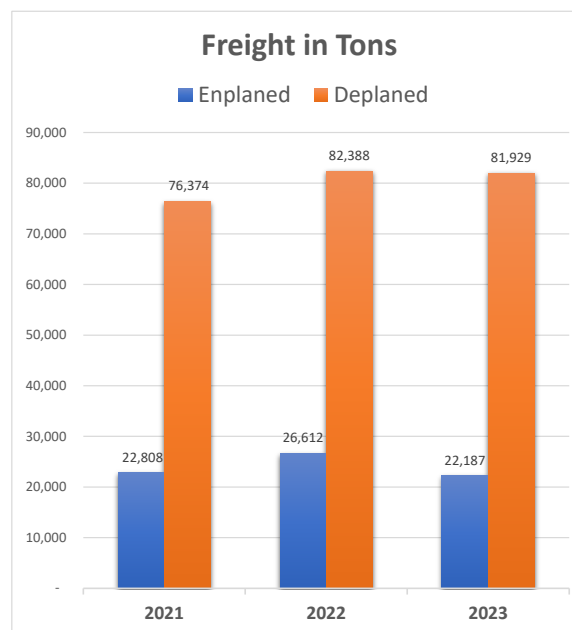
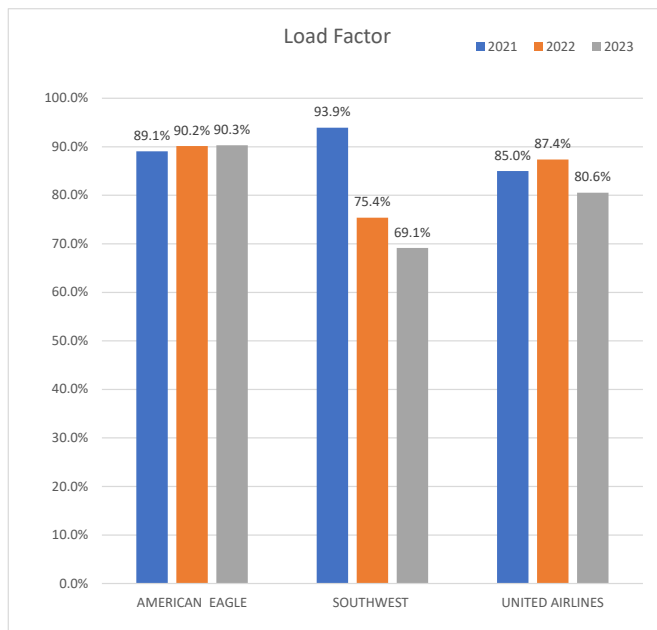
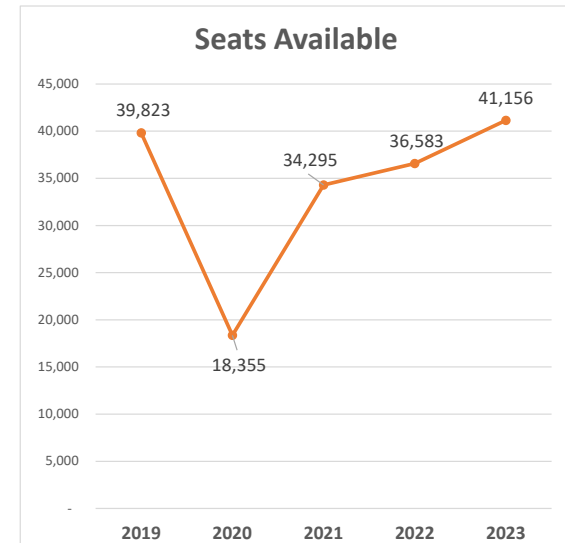
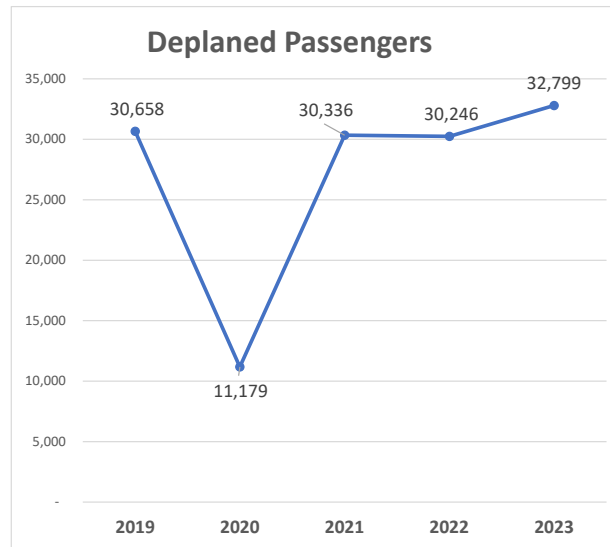
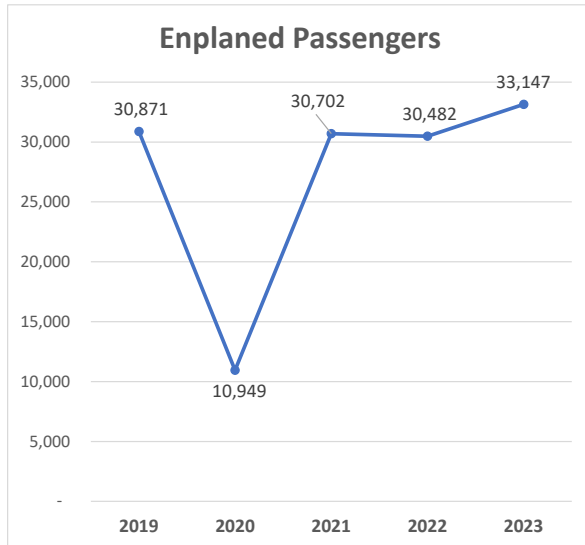
General Activity Report REPORTING PERIOD - JULY 2023

FREIGHT IN TONS	2023	2022	2021	% CHANGE 2023 to 2022	% CHANGE 2023 to 2021	2023	#	2022	2021	% CHANGE 2023 to 2022	% CHANGE 2023 to 2021
AMERICAN EAGLE	1	1,951	-			18		6,056	1,221		
SOUTHWEST	2,890	3,285	4,261			29,410		32,708	24,639		
UNITED AIRLINES	28	0	-			51		1,020	1,902		
AMERIFLIGHT	0	21,376	18,547			121,936		130,616	137,437		
MARTINAIRE	19,268	0	0			19,268		2,261	-		
ENPLANED	22,187	26,612	22,808	-17%	-3%	170,683		172,661	165,199	-1%	3%
AMERICAN EAGLE	0	1,365	-			1,924		6,369	2,947		
SOUTHWEST	8,352	7,885	10,692			72,712		72,352	73,155		
UNITED AIRLINES	58	11	-			454		375	1,044		
AMERIFLIGHT	2,893	73,127	63,214			371,103		512,152	460,909		
MARTINAIRE	70,626	0	2468			74,272		5,388	3,586		
DEPLANED	81,929	82,388	76,374	-1%	7%	520,465		596,636	541,641	-13%	-4%
TOTALS	104,116	109,000	99,182	-4%	5%	691,148		769,297	706,840	-10%	-2%

AIRCRAFT OPERATIONS	2023	2022	2021	% CHANGE 2023 to 2022	% CHANGE 2023 to 2021	2023	#	2022	2021	% CHANGE 2023 to 2022	% CHANGE 2023 to 2021
AIR TAXI	1,609	1,552	1,501	4%	7%	10,581		9,891	8,715	7%	21%
GENERAL AVIATION	1,333	1,180	1,359	13%	-2%	9,392		8,208	8,173	14%	15%
MILITARY	4,571	5,005	4,847	-9%	-6%	31,689		25,194	30,953	26%	2%
TOTALS	7,513	7,737	7,707	-3%	-3%	51,662		43,293	47,841	19%	8%

Corpus Christi International Airport

General Activity Report REPORTING PERIOD - JULY 2023



TAKEOFF North America

Atlantic City, NJ

Meetings Debrief

Southwest

American

Allegiant

Southern Airways
Express

BUSINESS DEVELOPMENT REPORT



AIRPORT BOARD MEETING
AUGUST 30TH, 2023

Fuel Station Lease

- Negotiating lease with Texan leadership.

Hotel

- Hotel RFP will be issued this month. RFP currently with Procurement.
- Goal: Hotel and Fuel Station contracts signed by end of CY2023.

TAMU-CC Lease

- Going to City Council for approval in September

FINANCIAL REPORTS



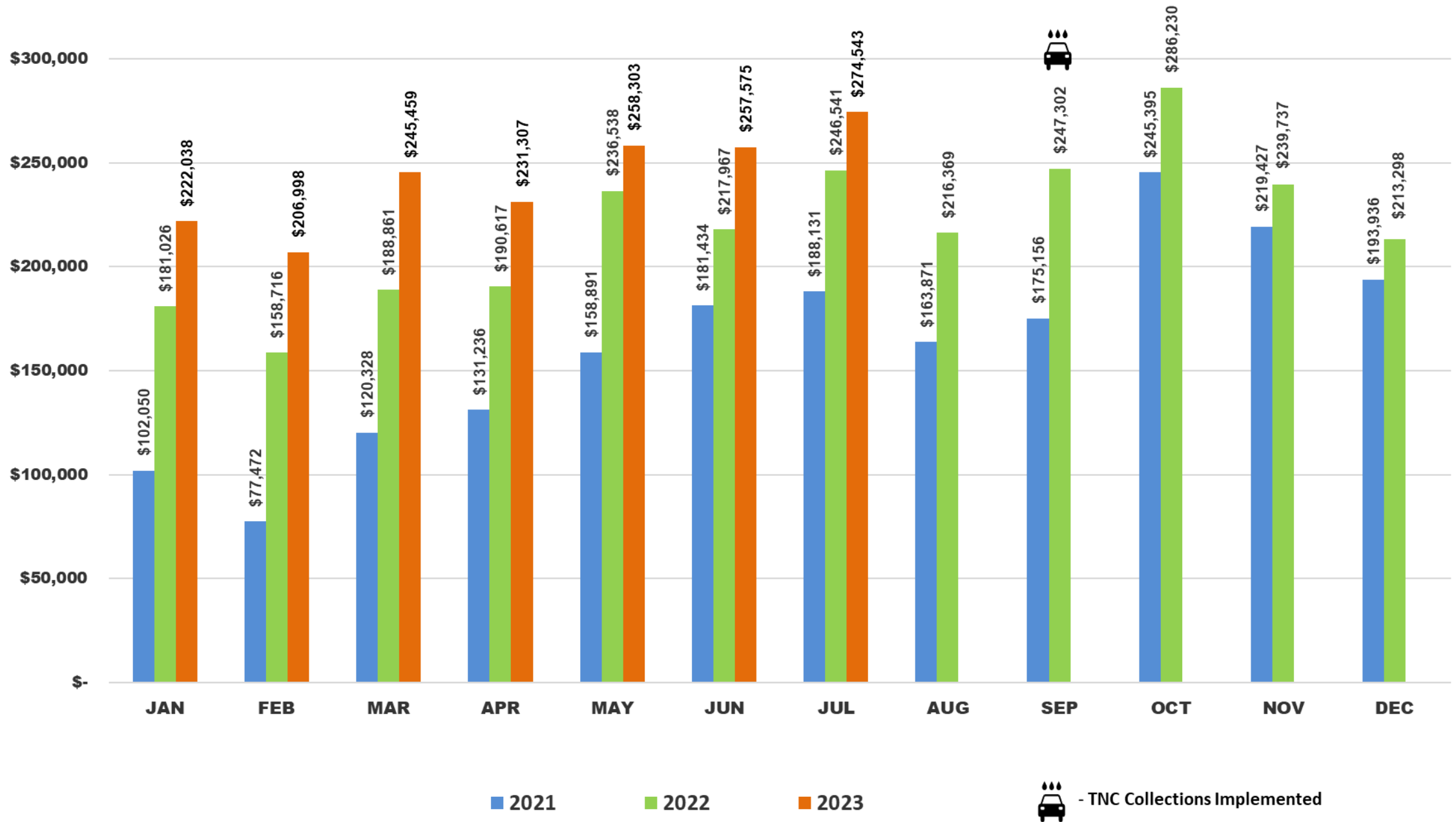
AIRPORT BOARD MEETING
AUGUST 30TH, 2023

PARKING OPERATIONS

JULY 2023	2021	2022	2023	FY22 - FY23
TERMINAL/COVERED	\$ 96,608	\$ 133,848	\$ 144,124	8%
LONG TERM	\$ 90,233	\$ 110,179	\$ 123,844	12%
COMMUTER & COMMERCIAL	\$ 1,290	\$ 2,515	\$ 2,585	3%
TNC		\$ 1,110	\$ 3,990	N/A
TOTAL GROSS SALES	\$ 188,131	\$ 247,652	\$ 274,543	11%

Prior Mo. vs. Current Mo.		
JUNE	\$ 228,423	% Change
JULY	\$ 236,968	4%

PARKING - 3 YEAR HISTORICAL



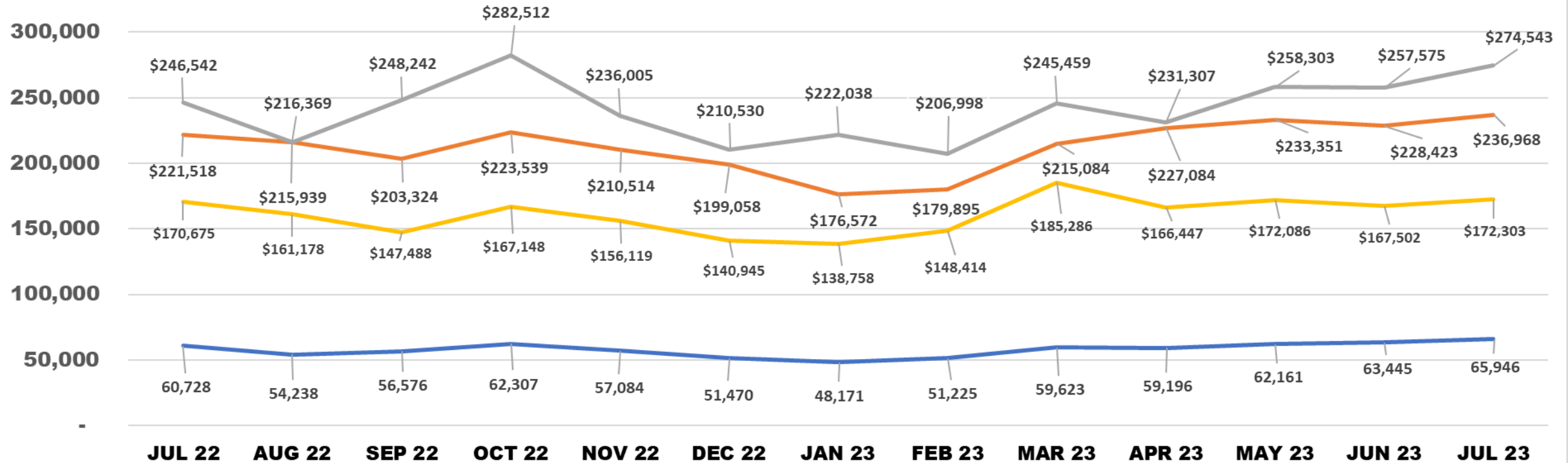
FOOD & BEVERAGE CONCESSION

JULY 2023	2021	2022	2023	FY22 - FY23
FOOD & BEVERAGE	\$ 122,599	\$ 129,806	\$ 147,909	14%
BEER, WINE, LIQUOR	\$ 45,752	\$ 47,723	\$ 45,356	-5%
RETAIL	\$ 38,107	\$ 43,989	\$ 43,703	-1%
TOTAL GROSS SALES	\$ 206,458	\$ 221,518	\$ 236,968	7%

Prior Mo. vs. Current Mo.		
JUNE	\$ 228,423	% Change
JULY	\$ 236,968	4%

13 Month Data Comparison

— PASSENGERS — FOOD & BEV — PARKING — RENTAL CARS



AIRPORT FINANCIALS				
Period Ending: JULY 31,2023 (Q4)	ANNUAL BUDGET	ACTUALS (INC. ENC)	BUDGET AVAILABLE	83%
REVENUE				
Airlines	\$ 3,602,772	\$ 3,007,829	\$ 594,943	84%
Concessions	\$ 194,680	\$ 281,016	\$ (86,336)	146%
Parking	\$ 2,453,082	\$ 2,232,025	\$ 221,057	91%
Rent	\$ 1,675,128	\$ 1,236,649	\$ 438,479	74%
Rental Cars	\$ 1,923,424	\$ 1,883,166	\$ 40,258	98%
Other	\$ 931,463	\$ 913,010	\$ 18,453	98%
TOTAL	\$ 10,780,549	\$ 9,553,695	1,226,854	89%
OPERATING EXPENSE				
Administration	\$ 2,877,803	\$ 1,909,563	\$ 968,240	66%
Custodial & Maintenance	\$ 439,158	\$ 325,212	\$ 113,946	74%
Development & Construction	\$ 1,789,428	\$ 1,234,767	\$ 554,661	69%
Facilities	\$ 2,331,422	\$ 1,697,860	\$ 633,562	73%
Operations	\$ 617,614	\$ 358,029	\$ 259,585	58%
Parking/Transportation	\$ 272,583	\$ 224,834	\$ 47,749	82%
Public Safety	\$ 2,457,865	\$ 1,659,997	\$ 797,868	68%
Terminal Grounds/Airfield	\$ 204,875	\$ 178,358	\$ 26,517	87%
TOTAL	\$ 10,990,748	\$ 7,588,620	\$ 3,402,128	69%
TRANSFERS	\$ 386,088	\$ 322,152	\$ 63,936	83%
DEBT SERVICE	\$ 510,156	\$ 425,130	\$ 85,026	83%
TOTAL	\$ 896,244	\$ 747,282	\$ 148,962	83%
NET INCOME		\$ 1,217,793		

CAPITAL PLANNING REPORT



AIRPORT BOARD MEETING
AUGUST 30TH, 2023

Capital Planning Update

➤ **Master Plan Study**

- Scheduled for City Council September 19 to finalize contract with Coffman Associates.
- Twelve-to-fifteen-month process to map out next 20 years of development

➤ **Rental Car Return Lot Reconfiguration**

- In design process to add new entrance into rental car lot
- Construction window January – March 2024

➤ **Airport Business Center Development**

- Met with financial advisors to discuss potential spec building in Airport Business Center
- Conducting financial and operational feasibility analyses

Capital Planning Update

➤ **Terminal Rehabilitation Project**

- Window glazing and mod bit roof rehabilitation completed
- Patio pier drilling and placement re-started 8/28.
- PVC roof replacement ongoing
- Restroom rehabilitation on first floor began 8/21.

➤ **EV Charging Stations beginning Sept. 2023**

➤ **Cooling Towers Replacement beginning Oct. 2023**

➤ **West Side Generator Replacement beginning December 2024**

Capital Planning Update

