

FINANCIAL REPORT



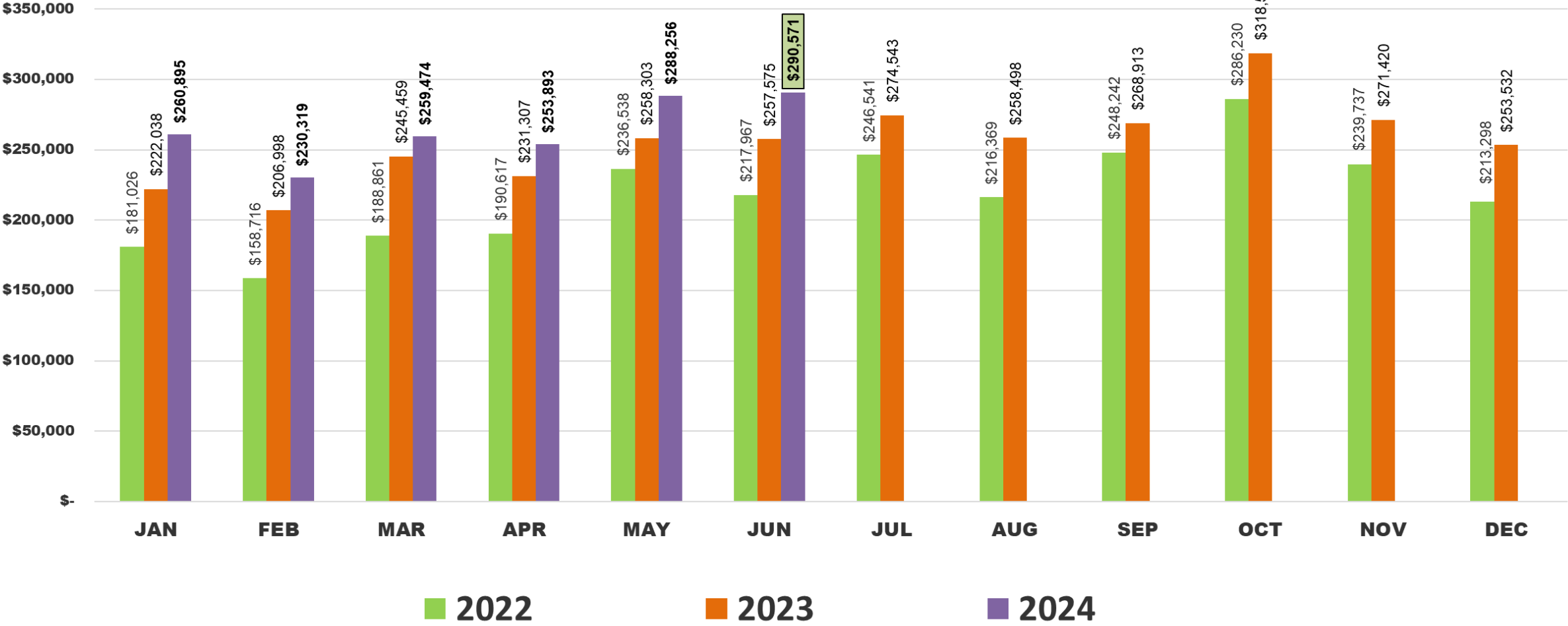
June 2024

PARKING OPERATIONS

JUNE 2024	2022	2023	2024	CY23 - CY24
TERMINAL/COVERED	\$ 112,984	\$ 137,064	\$ 138,959	1%
LONG TERM	\$ 101,988	\$ 113,072	\$ 141,543	25%
COMMUTER & COMMERCIAL	\$ 2,995	\$ 3,471	\$ 3,415	-2%
TNC	\$ 898	\$ 3,968	\$ 6,654	68%
TOTAL GROSS SALES	\$ 218,865	\$ 257,575	\$ 290,571	13%

Prior Mo. vs. Current Mo.		
MAY	\$ 288,256	% Change
JUNE	\$ 290,571	1%

PARKING - 3 YEAR HISTORICAL



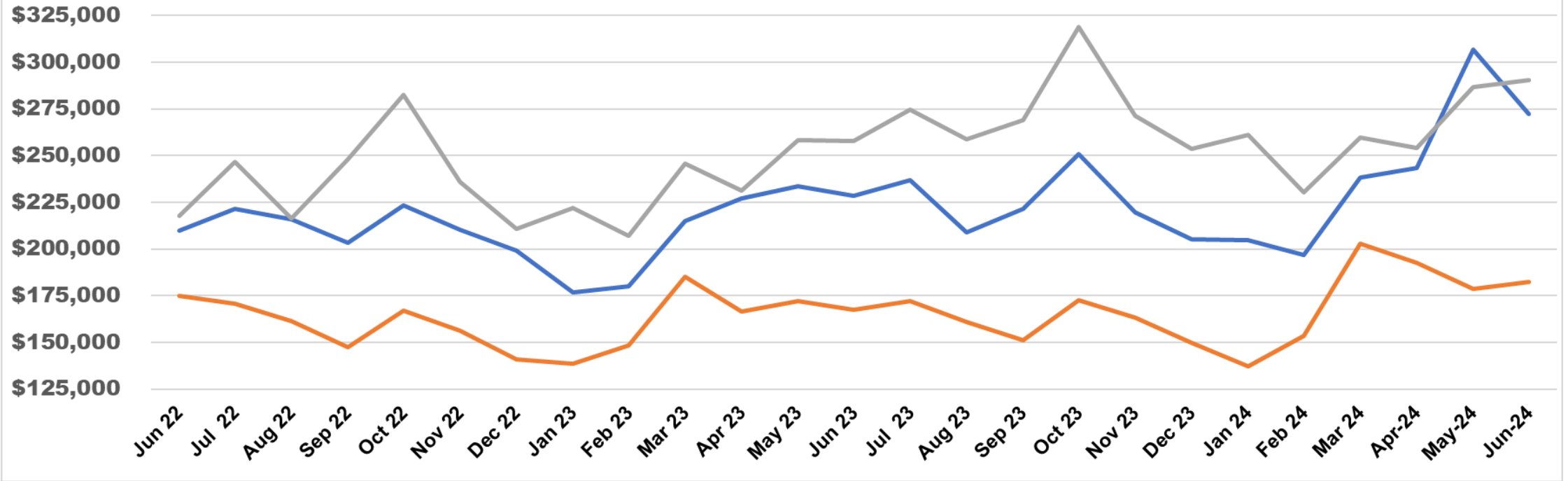
FOOD & BEVERAGE CONCESSION

JUNE 2024	2022	2023	2024	CY23 - CY24
FOOD & BEVERAGE	\$ 125,631	\$ 144,509	\$ 170,393	18%
BEER, WINE, LIQUOR	\$ 48,370	\$ 43,269	\$ 53,594	24%
RETAIL	\$ 35,730	\$ 40,646	\$ 48,400	19%
TOTAL GROSS SALES	\$ 209,731	\$ 228,424	\$ 272,387	19%

Prior Mo. vs. Current Mo.		
MAY	\$ 306,497	% Change
JUNE	\$ 272,387	-11%

25 Month Data Comparison

— RENTAL CARS
 — FOOD & BEV
 — PARKING



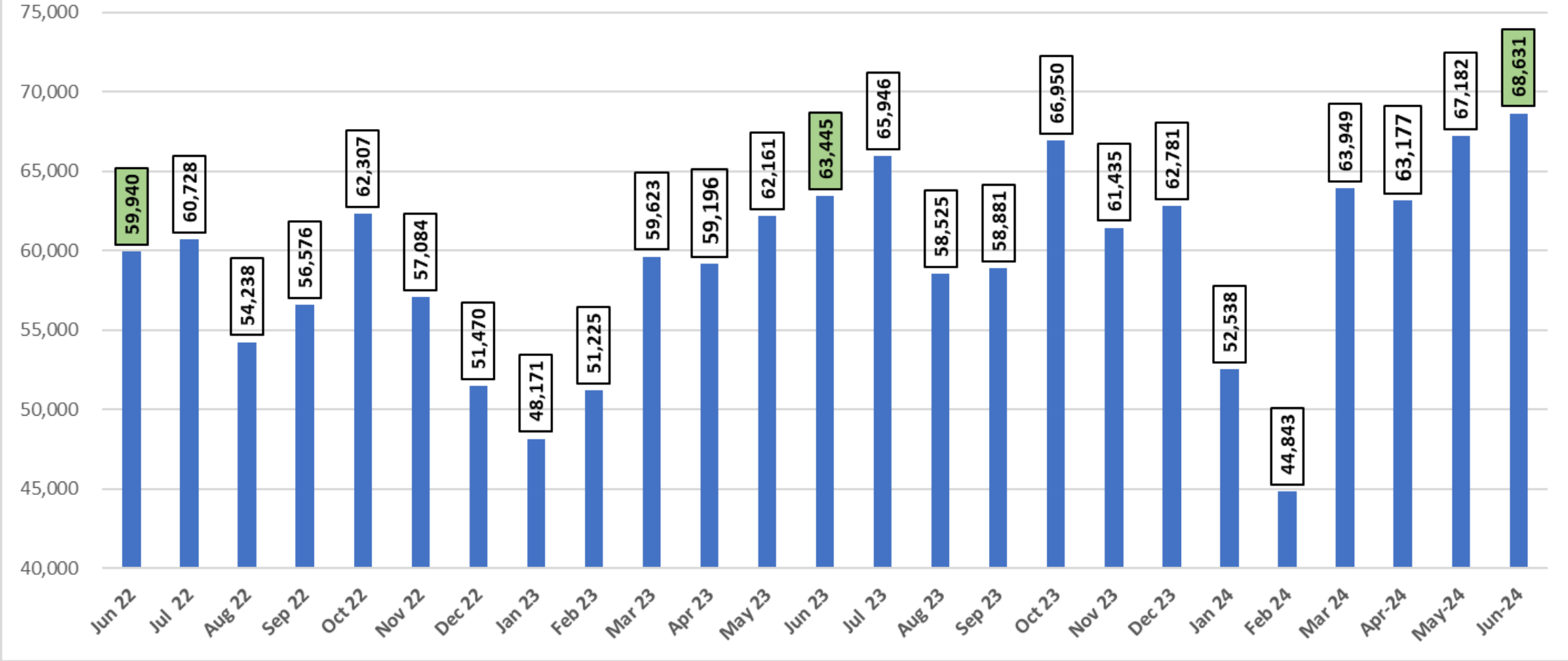
↓

June (24 to 22)	% Change	Amt Change
Parking	33%	\$ 72,604
F&B	29%	\$ 62,657
Rental Cars	10%	\$ 7,095
TOTAL	24%	\$ 142,356

↓

June (24 to 23)	% Change	Amt Change
Parking	10%	\$ 32,996
F&B	7%	\$ 43,964
Rental Cars	16%	\$ 14,676
TOTAL	11%	\$ 91,636

25 Month Passenger Comparison



June (24 to 22)	% Change	Amt Change
Pax	16%	8,691

June (24 to 23)	% Change	Amt Change
Pax	7%	5,186



AIRPORT FINANCIALS				
Period Ending: 6/30/2024 (Q3)	ANNUAL BUDGET	ACTUALS (INC. ENC)	BUDGET AVAILABLE	75%
REVENUE				
Airlines	\$ 3,361,329	\$ 3,112,851	\$ 248,478	93%
Concessions	\$ 366,031	\$ 271,938	\$ 94,093	75%
Parking	\$ 2,863,190	\$ 2,265,377	\$ 597,813	79%
Rent	\$ 1,906,464	\$ 1,548,343	\$ 358,121	81%
Rental Cars	\$ 1,980,497	\$ 1,866,068	\$ 114,429	94%
Other	\$ 1,195,978	\$ 1,215,936	\$ (19,959)	102%
TOTAL	\$ 11,673,489	\$ 10,280,513	1,392,976	88%
OPERATING EXPENSE				
Administration	\$ 3,899,773	\$ 2,785,271	\$ 1,114,502	71%
Custodial & Maintenance	\$ 584,575	\$ 392,902	\$ 191,673	67%
Development & Construction	\$ 4,370,001	\$ 2,715,960	\$ 1,654,041	62%
Facilities	\$ 2,930,570	\$ 2,046,318	\$ 884,251	70%
Operations	\$ 593,257	\$ 360,037	\$ 233,220	61%
Parking/Transportation	\$ 428,616	\$ 281,390	\$ 147,226	66%
Public Safety	\$ 2,912,213	\$ 2,007,230	\$ 904,983	69%
Terminal Grounds/Airfield	\$ 183,152	\$ 119,724	\$ 63,428	65%
TOTAL	\$ 15,902,155	\$ 10,708,832	\$ 5,193,324	67%
TRANSFERS	\$ 396,970	\$ 461,100	\$ (64,131)	116%
DEBT SERVICE	\$ 426,360	\$ 306,618	\$ 119,742	72%
TOTAL	\$ 823,330	\$ 767,719	\$ 55,611	93%
NET INCOME		\$ (1,196,038)	includes Actuals & Encumbrances	

Notes
- ADM EXP includes land purchase \$678K
- D&C EXP incl Enc \$1.1M for fire suppression project
- TSF Incl: \$161,069 from FB for Fire Suppression Repairs