



Dockless Scooters

City Council Briefing
January 11, 2022



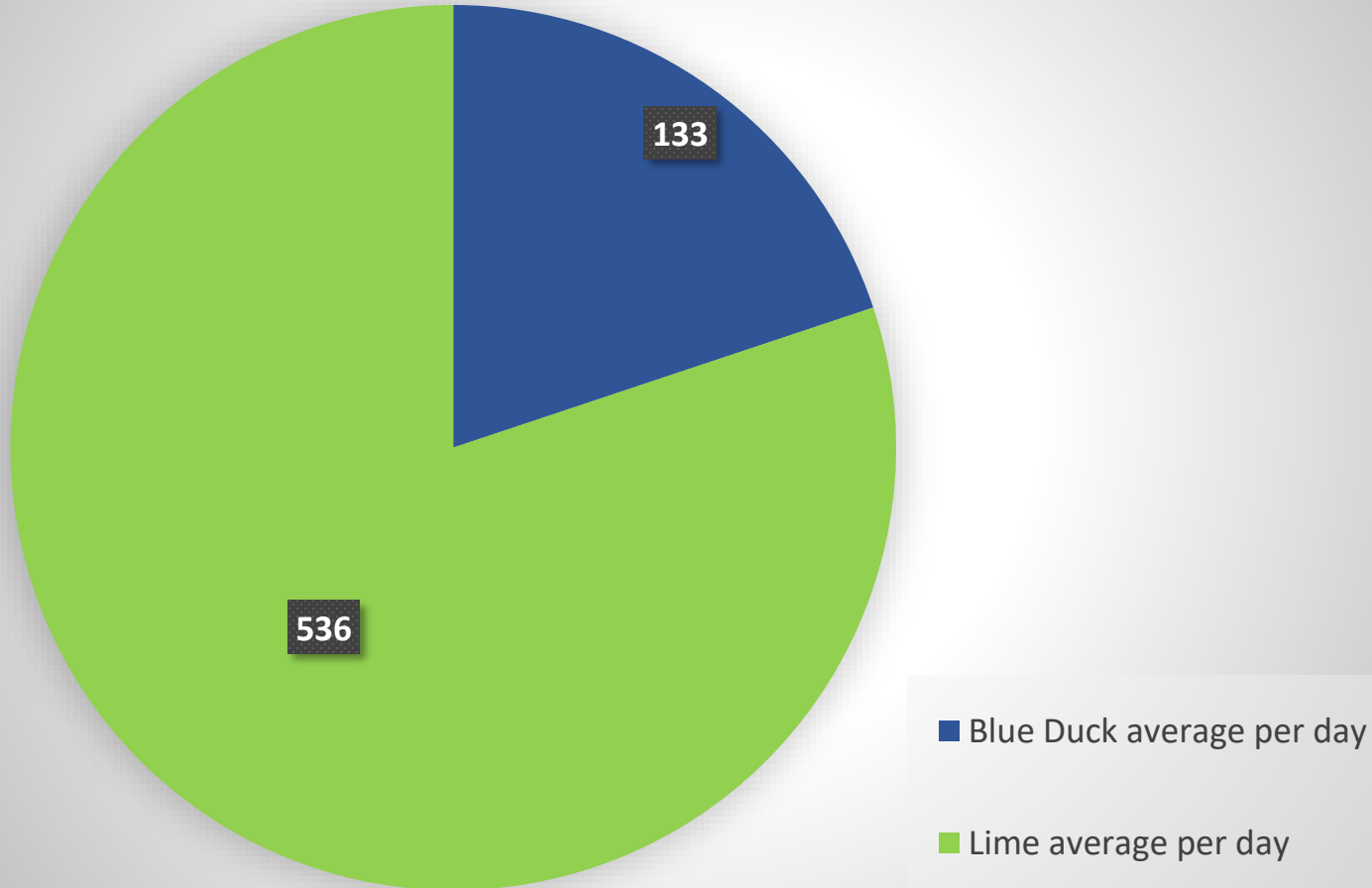
Dockless Scooter History/Timeline

Date	Event
January 2019	Pilot Ordinance Adopted by City Council
January 2019	Blue Duck/Lime enter into license agreement
January 2019	Blue Duck begins operations
February 2019	Lime begins operations
April 2020	Scooter operations are shutdown due to COVID-19
Jun 2020	Lime implements safety protocols that are approved by the Health District and relaunch scooters
August 2020	Blue Duck implements safety protocols that are approved by the Health District and relaunch scooters



Current Operators

Average dockless scooters deployed per day: 669



Blue Duck Scooters

Entered into License Agreement

on: January 15, 2019

Employees: 4 FTE's including local manager

Lime Scooters

Entered into License Agreement

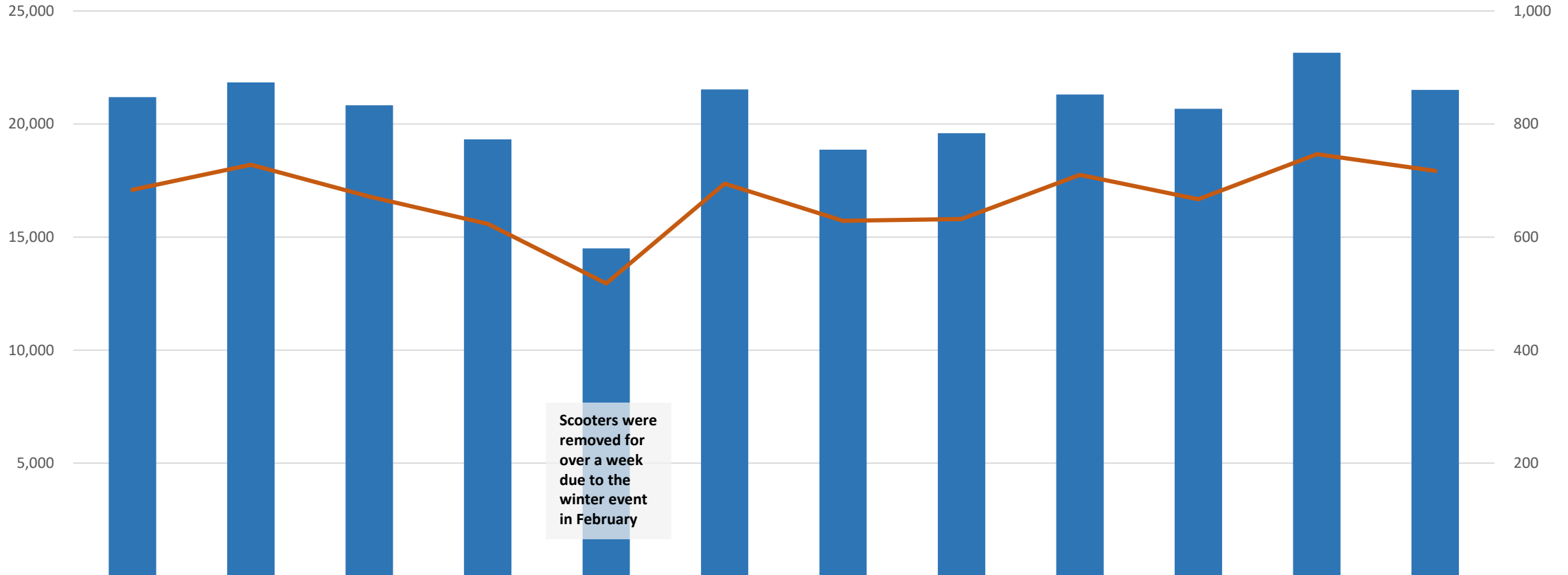
on: January 28, 2019

Employees: 2 Contractors in the local warehouse and 30 "juicers" including local manager



FY 21 Scooter Deployment

FY21 Monthly Scooter Deployment



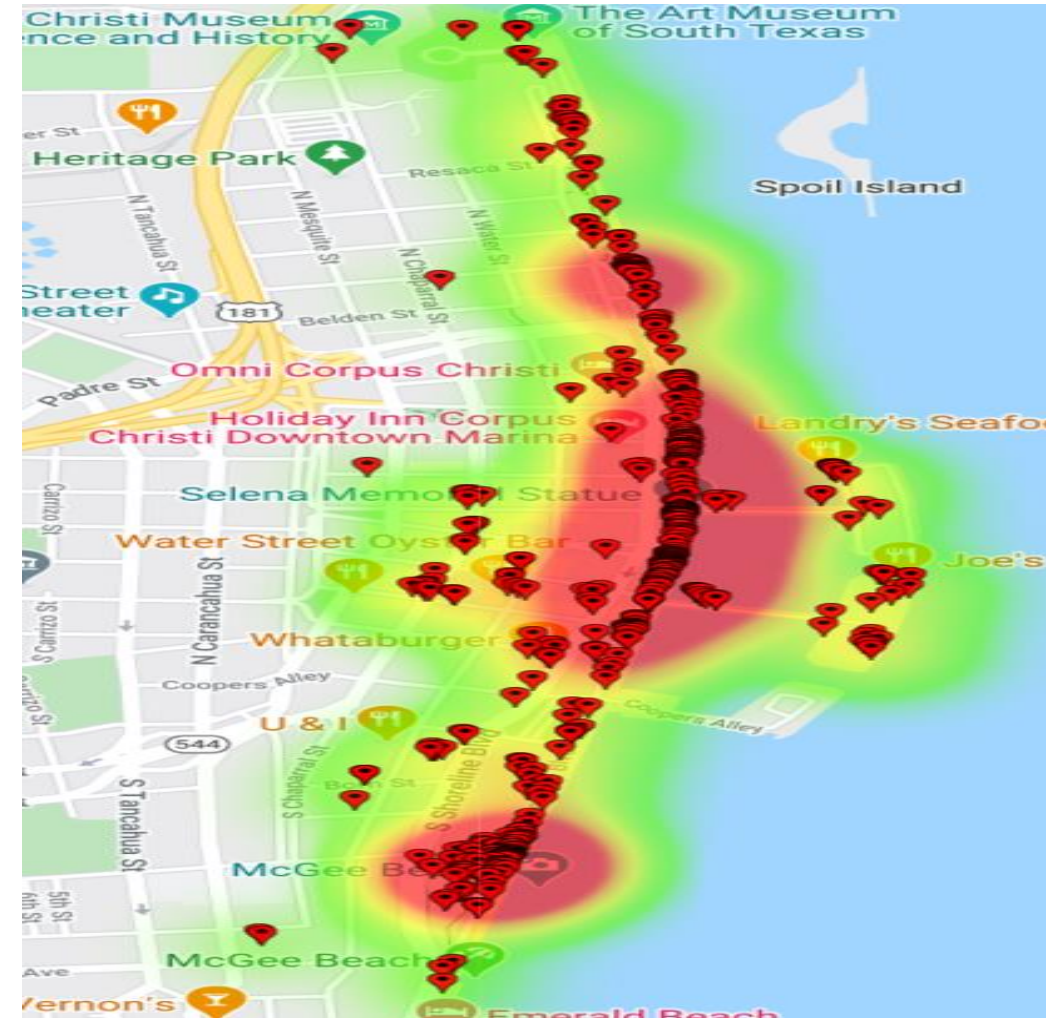
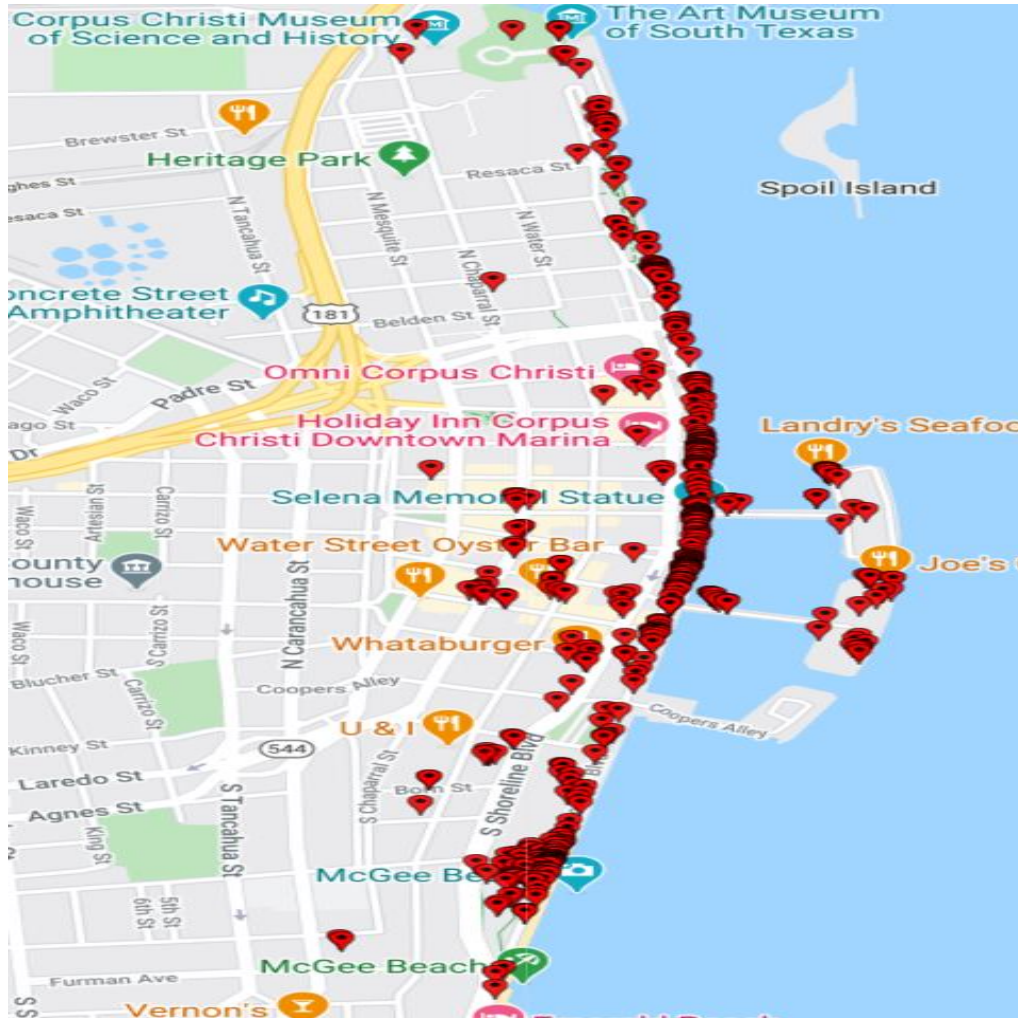
Scooters were removed for over a week due to the winter event in February

■ Total per month	21,193	21,842	20,827	19,323	14,502	21,528	18,867	19,596	21,303	20,680	23,154	21,514
— Average per day	684	728	672	623	518	694	629	632	710	667	747	717



Most Frequented Areas

Fiscal Year 2020 Data

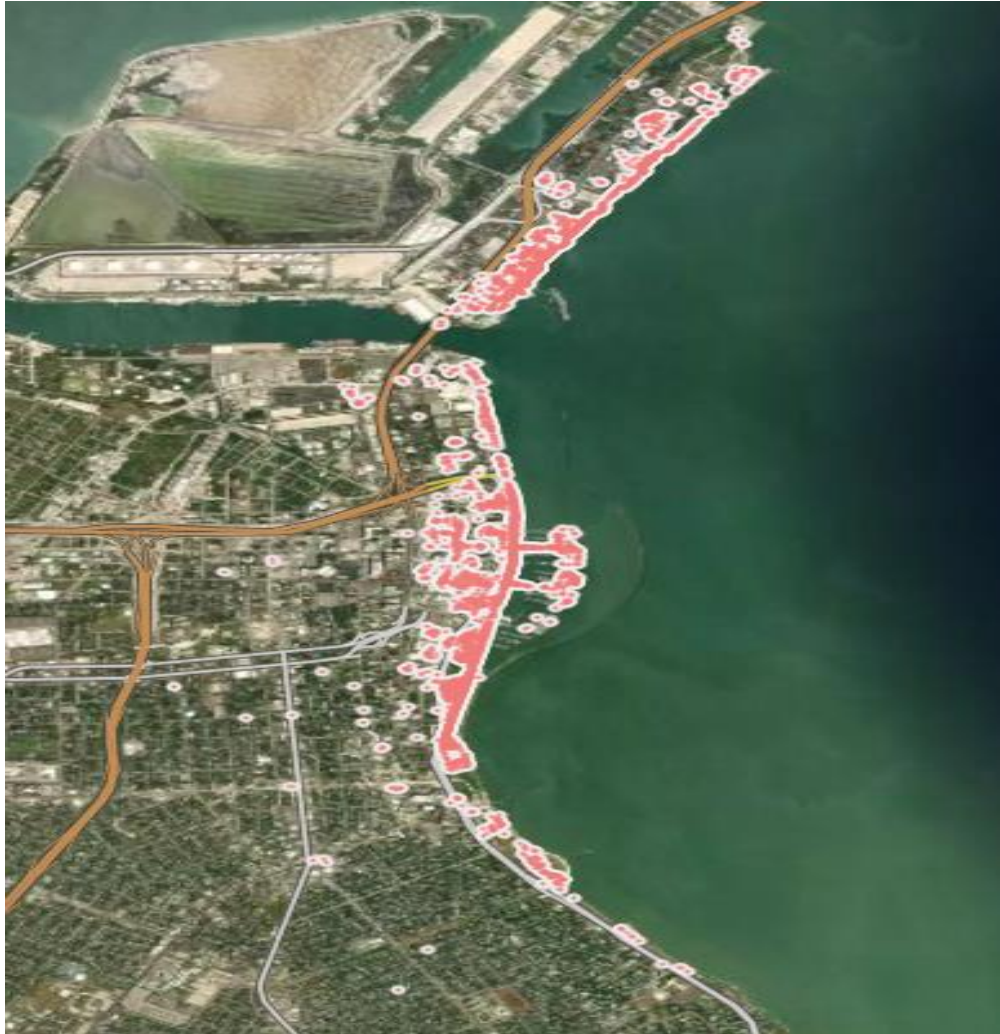


Activity primarily between Barge Dock and McGee Beach



Most Frequented Areas

Fiscal Year 2021 Data

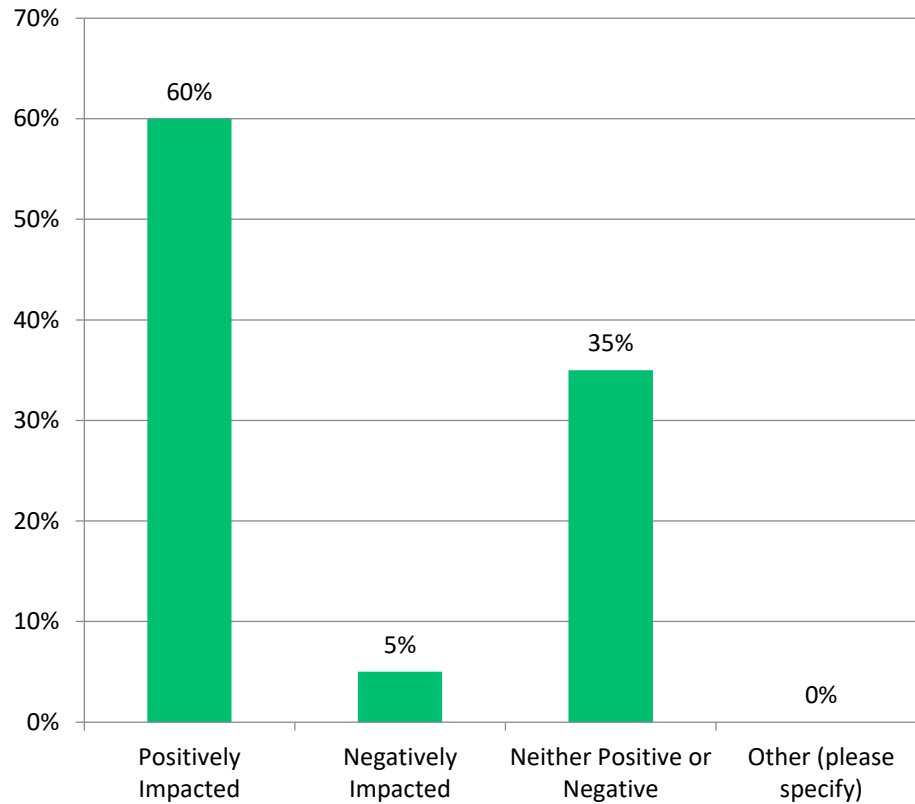


Activity expanded to between North Beach and Cole Park

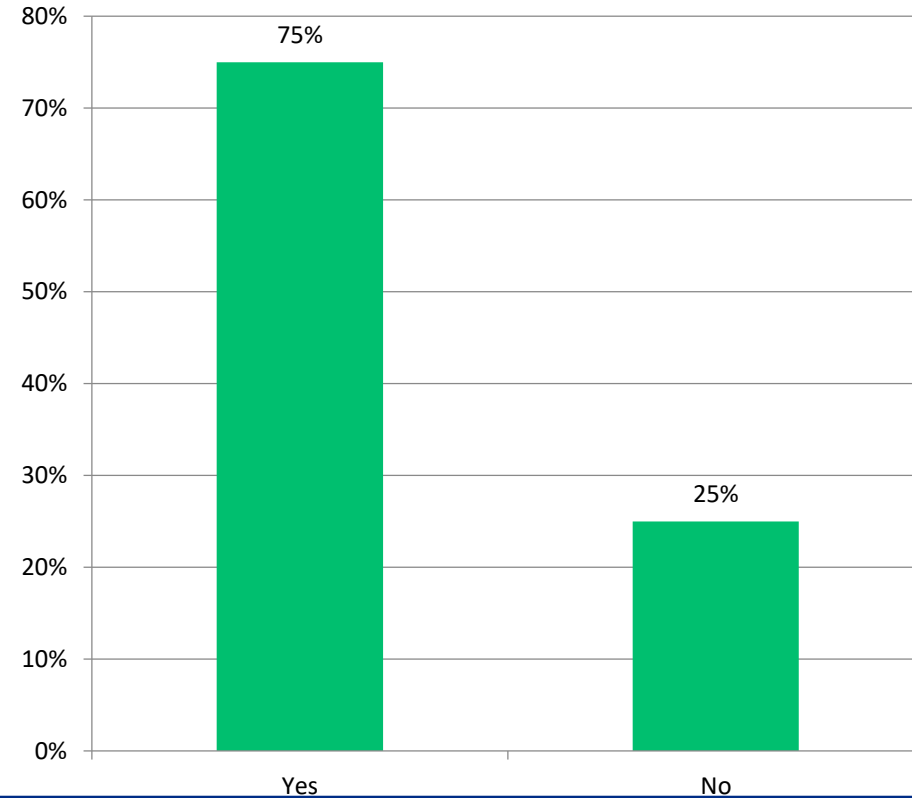


Downtown Survey

How do you think Dockless Scooters (Ex. Lime Scooters) have impacted your business?



Would you like to see dedicated parking Corrals for Dockless Scooters?



Survey was sent out to 45 different downtown business owners, with 20 responses.



Comparative Analysis

- Took lessons learned from past two (2) years and compared key program aspects to peer cities
 - Fee structure
 - Application fee
 - Per Scooter fee
 - Per Trip fee
 - Limit on number of scooters citywide and in specific areas
 - Limit on speeds in certain areas
 - Prohibited areas
 - Parking corrals



Comparative Analysis

City	Application Fee	Fee per Scooter	Per Trip Fee	Scooter Limit	Slow Zones	Prohibited Areas
Corpus Christi-current program (2 providers)	None	\$1 per Scooter/ per day	None	None	No	Streets
El Paso (3 providers)	\$371	\$21 per scooter annually	None	None	No	Public Parks UTEP/TxDOT
Austin (4 providers)	\$750	\$4 per scooter annually	0.15	2,000 Downtown	Parks/Trails Campus/Capital 8 mph	Sidewalks
Dallas – (Program on hold)	None	\$60 per scooter annually	0.20	None	None	None
San Antonio (2 providers)	None	\$10 per scooter annually	0.25	2,000 Citywide	20 mph cap	Sidewalks/ Riverwalk/Trails
Arlington	Not license through the City only with the University of Arlington.					
Houston	Not licensed through City only through businesses in the downtown area (like Segway).					
Ft. Worth	No City Program					



Recommended Ordinance Amendments

- Amend Fee Structure
 - \$50 Permit Fee per Scooter, Annually
 - .20 cents per Trip Fee
- Maximum number of Scooters
 - 1200 City Wide permits
 - Limit of 300 scooters parked on the Seawall from ABC Center to Waters Edge Park
- Limit Speed to 10 MPH on Seawall through geo-fencing
 - No limit elsewhere in the City
 - Scooters have a maximum speed of 20 MPH

	Application Fee	Fee per Scooter	Per Trip Fee	Scooter Limit	Slow Zones	Prohibited Areas
Current program	None	\$1 per Scooter per day	None	None	No	Streets
Proposed program	None	\$50 per scooter annually	.20	1200-Citywide 300-Seawall	10 MPH on the Seawall	Streets



Proposed Fee Structure

Current Fee Structure

- Fee Structure
 - \$1 per Scooter per Day
- Total Revenue
 - Fiscal Year 2021 generated revenue of \$244,329


Proposed Recommendation

- Fee Structure
 - \$50 per Scooter annually
 - .20 cents per trip fee
- Estimated Total Revenue
 - \$160,000
 - Permit fee of \$60,000
 - Per trip fee of \$100,000



Recommended Ordinance Amendments

Example



Designated Parking Corrals

- Parking corrals will be designated throughout the Downtown, SEA district, Seawall from Cole Park to the ABC Center, and other locations as identified or requested
- Working with DMD, private businesses, Parks, Marina and Public Works to identify optimal locations
- Scooters parking along the Seawall will be required to park in a corral and this will be enforced through geo-fencing





Estimated Revenues and Spending Plan

Revenue

Estimated Annual Revenue based on current total trips \$160,000

Spending Plan

Contract with Clean Team for daily scooter organization 7 days a week	\$29,500
Corral Maintenance and Signage	\$40,000
Administration overhead	\$16,600

Remaining funds may be used for additional staff to administer the program, sidewalk improvements, and other pedestrian safety improvements.



Licensing

- Once ordinance is adopted, the licenses with two current operators will be updated
 - New expiration date of January 2023 and include two one-year extensions
 - If not chosen through Request for Information (RFI) process, contract will expire with 14-day notice
 - No new licenses will be issued until RFI is complete
 - Once RFI is complete, up to three licenses will be awarded and scooters allocated
 - Licenses will be effective until January 2023 and include two one-year extensions.
 - Licenses will be awarded by City Manager or designee.
-



Next Steps

- ✓ First reading of the ordinance on January 25 with second reading on February 8
- ✓ Issue amended licenses to current operators
- ✓ Release RFI in March/April
- ✓ Award licenses to up to three operators in May/June



Questions?
