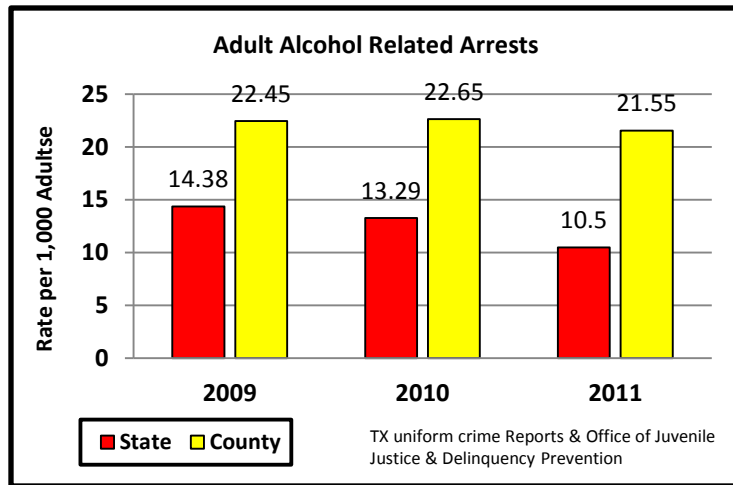


Commission for Children and Youth

Fact Sheet

Alcohol & Drug Use Among Adults

Alcohol and drug use among adults appear to be significant problems in Nueces County. When examining adult alcohol and drug-related arrests and adults in drug and alcohol treatment, Nueces County has higher rates than the State. Nueces County also has higher rates of death due to liver disease and cirrhosis and adult alcohol and drug-related deaths.

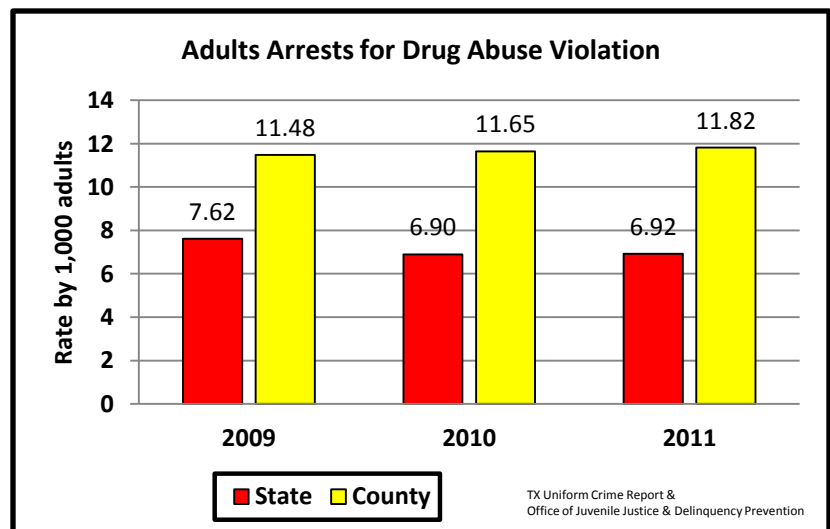


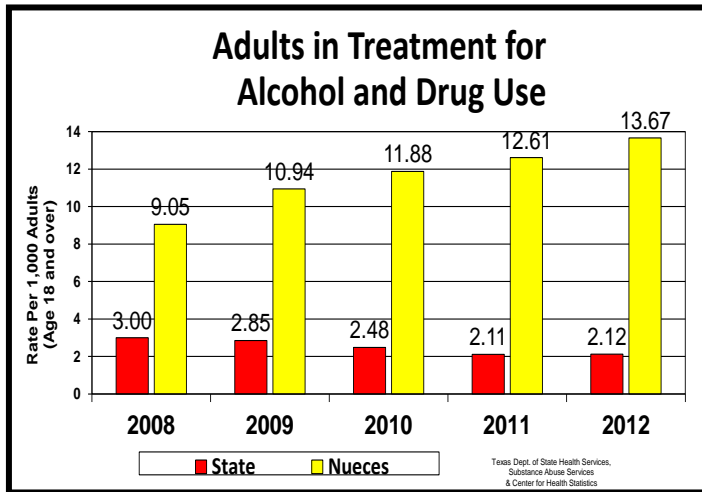
From 2009 to 2011, the rate of adult alcohol-related decreased in Texas by 4% to a rate of 10.5 per 1,000 adults. In the same time period, the rate in Nueces County decreased 2.7% to a rate of 21.55 per 1,000 adults. This continues a decline from a high in 2000. However, across that entire time (2000 to 2011), the arrest rate in the County has been much higher than the State rate.

Nueces County sales of alcoholic beverages have increased significantly. Gross total liquor store sales for Corpus

Christi MSA increased 41.3% from 2003 to 2008. From 2008 to 2012 an additional 20.4% increase has been occurred. Nueces County annual sales tax receipts for mixed beverages increased 42.8% from 2003 to 2008 with an additional increase of 18.0% from 2008 to 2012. These data indicate an increased consumption of alcoholic beverages in the County across the 2003 to 2012 time period.

From 2009 to 2011, the Nueces County rate of arrests for adult drug abuse violations increased between by 2.96% to 11.82 (per 1,000 adults age 17 years and older). The State rate slightly decreased by 9.1% from 2009 to 2011. Nueces County rate increased from lows in the 2001 to 2003 period of just above 11 to a high in 2007 of 16.73. It has decreased to the present level. The County rate has remained higher than the State's rate from 2000 to 2011. Adult involvement in this problem behavior in this County provides very negative role-modeling for juveniles.

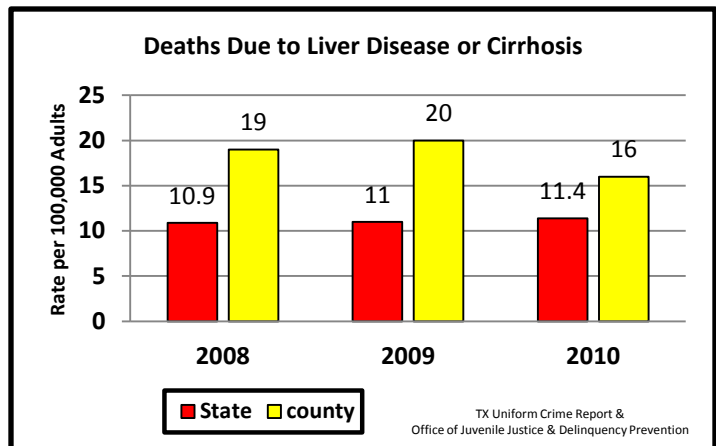




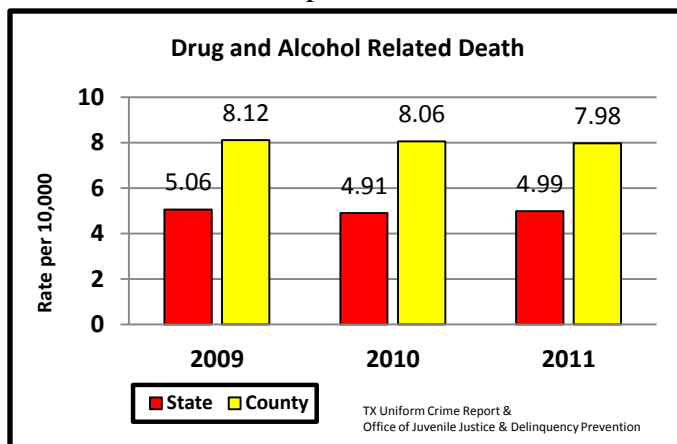
From 2008 to 2012, the rate of adults (age 18 and over) in drug or alcoholism treatment facilities decreased 29.3% in Texas, but increased 51.0% in Nueces County. The rate in Texas is at an all-time low in 2012 at 2.12 per 1,000 adults. The rate in Nueces County reached its all-time high at 13.67. The County rate is more than six (6) times higher than the State's rate. This does indicate that more people are being brought into treatment than in the past which is a positive development.

The long-term effects of alcohol abuse can be seen by the figures on the number of deaths due to liver disease and cirrhosis.

The figures indicate that Nueces County has a much higher death rate due to liver disease and cirrhosis than the State. From 2008 to 2010, the rate of deaths due to liver disease and cirrhosis had a small increase in 2009 and decreased to a rate of 16.0 per 100,000 people in Nueces County. In the same time period, the rate in Texas was fairly stable with a slow increase to a rate of 11.4 in 2010.



From 2009 to 2011, the rate of adult alcohol and drug-related deaths in Texas increased 1.4% (per 100,000 adults age 18 and older) to 4.99. In the same time period, the rate in Nueces County decreased 1.7% to 7.98. This is an overall decline from the high of 9.56 in 2000 for the County. However, The County rate has been higher than that for the state from 2000 to 2011.



The reality of adult drug and alcohol abuse in the County is strikingly clear. It is likely that these adult behaviors are sending a powerful and negative message to the children of Nueces County. The effects of this negative message are shown on the companion Fact Sheet on Juvenile Alcohol and Drug Use.

September 30, 2013
Social Science Research Center
 Texas A&M University Corpus Christi
 6300 Ocean Dr. #5853
 Corpus Christi, TX 78412
 361-825-3206

