

Public Works Department



FY 2021-2022 IMP Quarterly Status Update

FY 2023 1st Quarter





FY2021-2022 IMP Summary



| Project Status | Projects | Lane Miles Constructed |
|-----------------------|------------|------------------------|
| Pending Review | 45 | |
| Pending Start | 3 | |
| In Design | 30 | |
| Scheduled | 16 | |
| In Construction | 36 | |
| Complete | 179 | 141.49 |
| Total Projects | 309 | |

Project Status Definitions

Pending Review - Project under review to determine repair method.

Pending Start (Design) - Project planned; awaiting design.

Pending Start (Flatwork) - Project planned; coordinating flatwork improvements.

Pending Start (Utilities) - Project planned; coordinating utility improvements.

In Design - Project in design phase.

Scheduled - Project design complete; in the process of scheduling construction.

In Construction - Project in construction phase.

Complete - Project has been deemed substantially complete.



IMP Street Maintenance Programs Summary



| Project Status | Public Works Street Maintenance Operations (In-House & Water Utility) | Residential Street Reconstruction Program (RSRP) | Street Preventative Maintenance Program (SPMP) | Concrete Streets Restoration Program (Concrete) |
|-----------------------|--|---|---|--|
| Pending Review | 45 | 0 | 0 | 0 |
| Pending Start | 2 | 0 | 1 | 0 |
| In Design | 1 | 29 | 0 | 0 |
| Scheduled | 5 | 2 | 8 | 1 |
| In Construction | 20 | 12 | 3 | 1 |
| Complete | 85 | 61 | 29 | 4 |
| Total Projects | 158 | 104 | 41 | 6 |
| Program Complete | 54% | 59% | 71% | 67% |



IMP FY 21-22 Progress



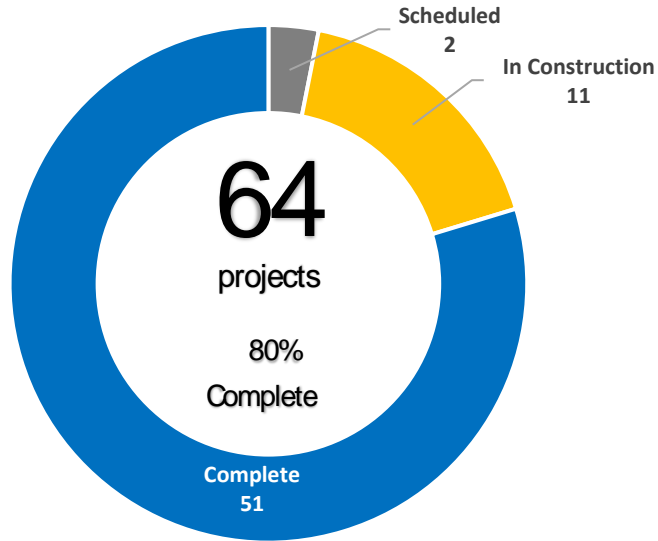
| FY | Monthly Project Status | | Public Works Street Maintenance Operations (In-House & Water Utility) | Residential Street Reconstruction Program (RSRP) | Street Preventative Maintenance Program (SPMP) | Concrete Streets Restoration Program (Concrete) |
|---------------|------------------------|----------|--|--|--|---|
| 2022 | Quarter 1 | Oct 2021 | 25% | 32% | 0% | 0% |
| | | Nov 2021 | 26% | 32% | 0% | 0% |
| | | Dec 2021 | 29% | 37% | 2% | 0% |
| | Quarter 2 | Jan 2022 | 30% | 44% | 5% | 33% |
| | | Feb 2022 | 31% | 44% | 5% | 33% |
| | | Mar 2022 | 36% | 44% | 5% | 33% |
| | Quarter 3 | Apr 2022 | 36% | 45% | 10% | 33% |
| | | May 2022 | 37% | 45% | 20% | 33% |
| | | Jun 2022 | 38% | 46% | 29% | 50% |
| | Quarter 4 | Jul 2022 | 39% | 49% | 32% | 50% |
| | | Aug 2022 | 45% | 54% | 51% | 50% |
| | | Sep 2022 | 46% | 56% | 59% | 67% |
| 2023 | Quarter 1 | Oct 2022 | 49% | 56% | 63% | 67% |
| | | Nov 2022 | 52% | 56% | 68% | 67% |
| | | Dec 2022 | 54% | 59% | 71% | 67% |
| PROJECT COUNT | | | 158 | 104 | 41 | 6 |



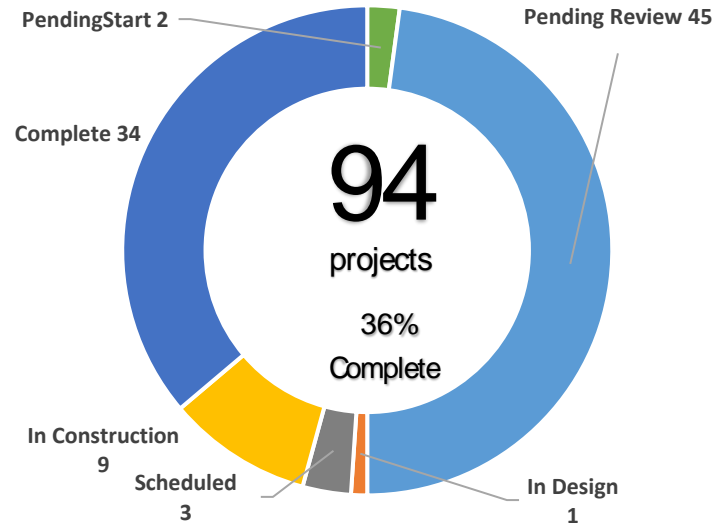
Public Works In-House Street Rehabilitation Program



FY 2021 In-House Projects



FY 2022 In-House Projects

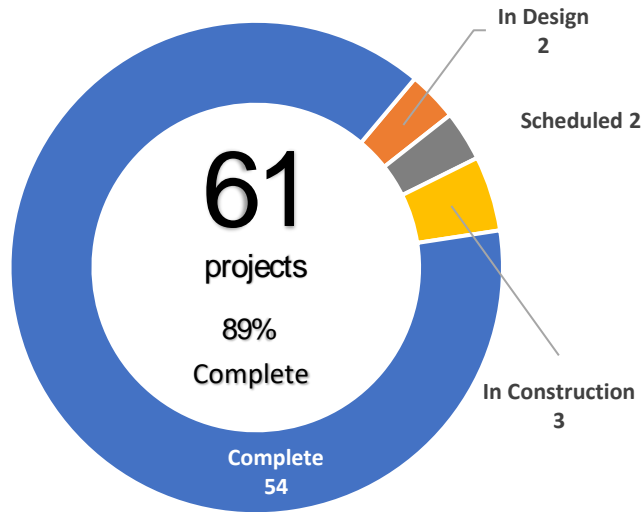




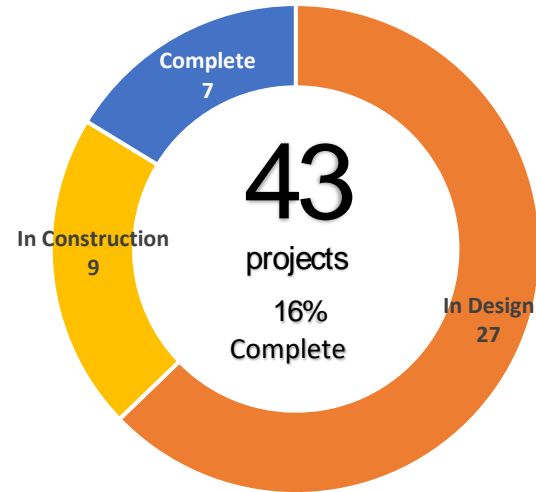
Contractual Residential Street Reconstruction Program (RSRP)



FY 2021 RSRP Projects



FY 2022 RSRP Projects

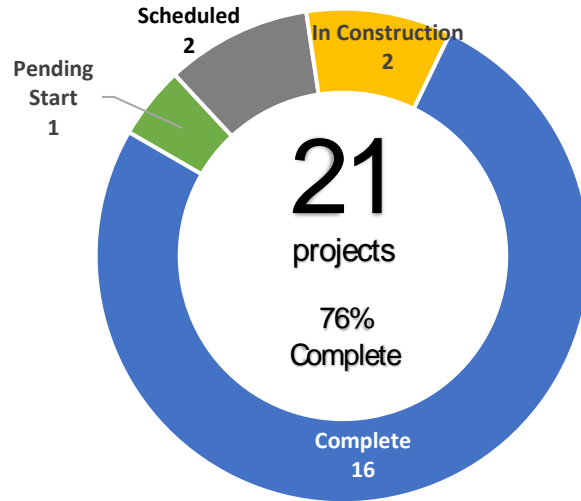




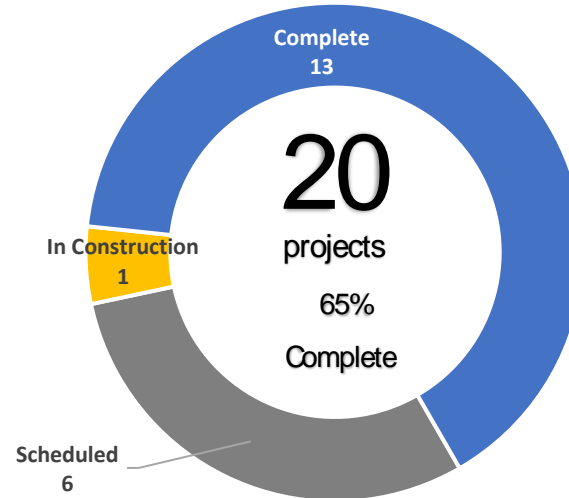
Contractual Street Preventative Maintenance Program (SPMP)



FY 2021 SPMP Projects



FY 2022 SPMP Projects






Contractual Concrete Street Reconstruction Program (CSRP)



FY 2021 Concrete Street Projects



FY 2022 Concrete Street Projects





Public Works Department



Questions?