


DRAFT



# FY 2024 2<sup>nd</sup> Quarter Budget & Financial Report

June 18, 2024

# Presentation Overview



**FY 2024 Second Quarter financial report for the period October 1, 2023 through March 31, 2024**

**All figures presented today are unaudited**




**Financial Policies and City Charter require the City Manager to provide Quarterly updates on City financial progress**

# General Fund Revenues



| (\$ in Millions)                                 | Annual Budget | 2 <sup>nd</sup> Quarter Budget | 2 <sup>nd</sup> Quarter Actuals | Variance   |
|--|---------------|--------------------------------|---------------------------------|------------|
| <b>Property Tax</b>                              | 105.6         | 101.2                          | 100.5                           | (0.7)      |
| <b>Sales Tax (1)</b>                             | 71.2          | 34.2                           | 35.8                            | 1.6        |
| <b>Solid Waste</b>                               | 46.0          | 22.9                           | 23.3                            | 0.4        |
| <b>Industrial District – In-Lieu</b>             | 27.9          | 27.9                           | 28.0                            | 0.1        |
| <b>Franchise Fees and Other Taxes</b>            | 17.3          | 6.7                            | 6.9                             | 0.2        |
| <b>Public Safety</b>                             | 17.0          | 7.3                            | 7.2                             | (0.1)      |
| <b>Interest, Interfund and Intergovernmental</b> | 16.4          | 7.1                            | 8.3                             | 1.2        |
| <b>Municipal Court</b>                           | 6.9           | 3.8                            | 3.1                             | (0.7)      |
| <b>Recreation Revenues</b>                       | 3.2           | 1.1                            | 1.3                             | .2         |
| <b>Other Revenues (2)</b>                        | 14.3          | 7.5                            | 8.4                             | 1.0        |
| <b>Total</b>                                     | <b>325.8</b>  | <b>219.7</b>                   | <b>222.8</b>                    | <b>3.1</b> |

- 1) Sales Tax collections have come in 4.6% over budgeted amounts through March.
- 2) Other Revenues includes sale of scrap, LIFT Fund loan payments and Solid Waste methane gas sales.



# General Fund Expenses

| (\$ in Millions)                       | Annual Budget | 2 <sup>nd</sup> Quarter Budget | 2 <sup>nd</sup> Quarter Actuals | Variance   |
|--|---------------|--------------------------------|---------------------------------|------------|
| <b>Total General Fund Expenditures</b> | <b>362.4</b>  | <b>170.1</b>                   | <b>160.3</b>                    | <b>9.8</b> |

- Annual Budget includes \$12.4M in commitments from FY 2023
- The \$9.8M positive variance equates to 5.8% of the 2<sup>nd</sup> Quarter Budget

# FY 2024 Budget Initiatives (All Funds)

- 91 Budget initiatives totaling \$32.3M
- 20 of the 91 initiatives are complete
- 53 of the 91 initiatives are on schedule
- Remaining 18 initiatives are behind schedule

## Budget initiatives include:

- 10 Animal Care positions
- 9 additional sworn Police Officer positions
- 9 additional sworn Firefighter positions
- Replacement of 3 Medic Units
- New HR Management System for recruitment, benefits & learning
- Phase 1 Athletic Field Maintenance - Bill Witt, Salinas & Greenwood
- New Police Academy furniture
- Street Pavement Condition Index Assessment
- Storm Water minor channel maintenance - crew & equipment
- No-cost swim lessons for Nueces Co residents - Health/Park & Rec

# HOT Tax Revenue



**Annual Budgeted**

**\$21.5M**

**2<sup>nd</sup> Quarter  
Budget**

**\$7.2M**

**Actuals**

**\$7.1M**

**Variance**

**(\$0.1M)**

- **Visit Corpus Christi continues close monitoring of industry**

# Water Fund

## Revenues

**\$157.7M**    **\$72.6M**    **\$72.6M**    **\$.0M**

| <b>Annual Budget</b> | <b>2<sup>nd</sup> Quarter Budget</b> | <b>2<sup>nd</sup> Quarter Actuals</b> | <b>2<sup>nd</sup> Quarter Variance</b> |
|----------------------|--------------------------------------|---------------------------------------|--|
|----------------------|--------------------------------------|---------------------------------------|--|



## Expenses

**\$166.7M**    **\$66M**    **\$62M**    **\$4M**


| <b>Annual Budget*</b> | <b>2<sup>nd</sup> Quarter Budget</b> | <b>2<sup>nd</sup> Quarter Actuals</b> | <b>2<sup>nd</sup> Quarter Variance</b> |
|-----------------------|--------------------------------------|---------------------------------------|--|
|-----------------------|--------------------------------------|---------------------------------------|--|

\*Includes \$6.1M in commitments from FY 2023




# Wastewater Fund

# Revenues



|                      |                                      |                                       |  |
|----------------------|--------------------------------------|---------------------------------------|--|
| <b>\$85.7M</b>       | <b>\$41.4M</b>                       | <b>\$44.1M</b>                        | <b>\$2.7M</b>                          |
| <b>Annual Budget</b> | <b>2<sup>nd</sup> Quarter Budget</b> | <b>2<sup>nd</sup> Quarter Actuals</b> | <b>2<sup>nd</sup> Quarter Variance</b> |



# Expenses

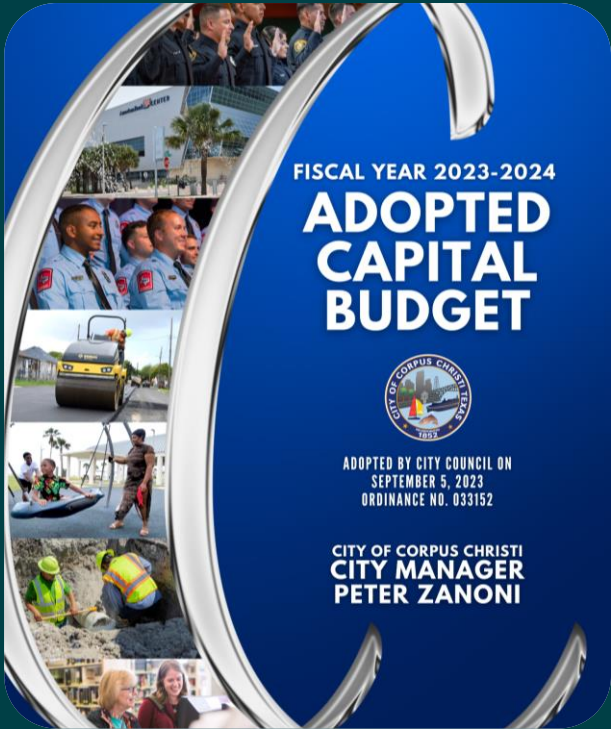
|                       |                                      |                                       |  |
|-----------------------|--------------------------------------|---------------------------------------|--|
| <b>\$88.3M</b>        | <b>\$41.7M</b>                       | <b>\$39.5M</b>                        | <b>\$2.2M</b>                          |
| <b>Annual Budget*</b> | <b>2<sup>nd</sup> Quarter Budget</b> | <b>2<sup>nd</sup> Quarter Actuals</b> | <b>2<sup>nd</sup> Quarter Variance</b> |



\*Includes \$3.0M in commitments from FY 2023



# Capital Improvement Program



## ➤ **Bond 2022 (32 Projects)**

- **Three (3) projects are under construction**
- **Twenty-nine (29) projects are under design**

## ➤ **Bond 2020 (42 Projects)**

- **Thirty-nine (39) projects are completed or under construction**
- **Two (2) projects will be under construction by June 2024**
- **Remaining project is “design only” and currently under design**

# 2<sup>nd</sup> Quarter Summary

---

- **General Fund revenues are consistent with projections**
- **HOT revenues are consistent with projections**
- **Water and Wastewater revenues are consistent with projections**
- **Record setting delivery continues with CIP Projects**



# Next Steps

---

## June 2024:

- Mid – Year Budget Adjustment
- Continue Department Budget Meetings

## July 2024:

- FY 2025 Proposed Budget Presented by City Manager

## August 2024:

- Budget Workshops
- Community Input Sessions
- 3<sup>rd</sup> Quarter Budget and Financial Report