


BOND 2020 STREETS PROJECTS





City Council Presentation
March 16, 2021



BOND 2020 PROGRAM SUMMARY

Proposition	Number of Projects	Total Allocation
Streets	22	\$61M (81%)
Parks	18	\$12M (16%)
Public Safety	2	\$2M (3%)
Total	42	\$75M





PROPOSITION A - STREETS

- \$61M Allocation
 - 22 Streets in the 5 Council Districts
 - Focus on Arterials and Collectors
 - Reconstruction and Rehabilitation
 - Update lighting, sidewalk & curb repairs, Bike Lanes and ADA ramps
 - Continuation of previous Bond and Street Preventative Maintenance Program projects
-





CONTRACT NEGOTIATIONS

- Mass selection and negotiation of 22 contracts.
 - Benefits include:
 - Less staff time spent on council items and negotiating
 - Faster execution
 - 5-6 months time savings
 - Cost savings in staff time and negotiating
 - Timely completion of schedule
-



RFQ SCHEDULE

Bond 2020 Streets RFQ Schedule	
Date	Activity
11/30/2020	Request for Qualifications Issued
12/7/2020	Pre-Qualifications Conference
12/16/2020	Requests for Clarifications Due
12/23/2020	Responses to Requests for Clarifications Due
12/30/2020	Statement of Qualifications Due
1/22/2021	Review Statement of Qualifications
2/5/2021	Interviews





SELECTION COMMITTEE

Technical Review Committee	Interview Committee
Ratna Pottumuthu, Asst. Director Project Management (ES)	Peter Zanoni, City Manager (CMO)
Larry Wegner, Engineering Project Manager (ES)	Michael Rodriguez, Chief of Staff (CMO)
Mai Bernal, Engineering Project Manager (ES)	Jeff Edmonds, Director of Engineering Services (ES)
Richard Martinez, Director of Public Works (PW)	Ratna Pottumuthu, Asst. Director Project Management (ES)
Sarah Munoz, Asst. Director Traffic Engineering (PW)	Sarah Munoz, Asst. Director Traffic Engineering (PW)

CMO = City Manager's Office

ES = Engineering Services

PW = Public Works



REVIEW & EVALUTION CRITERIA

- Received 23 Statements of Qualifications
 - 12 Firms Recommended for Interviews
 - 9 Firms Recommended for Award

- Evaluation Criteria:
 - 1) Firms' Experience (15 points)
 - 2) Team Experience (15 points)
 - 3) Understanding of Project Scope (20 points)

Total for Technical Proposal = 50 points

Total for Interview = 50 points

Total = 100 points



PROJECT SUMMARY

Rank	Firm Names	Number of Projects 1st Choice	Technical Scores	Interview Scores	Total Scores	1st Choice Bond Project \$			
						Bond Project \$	Utilities Project \$	Total Project \$	Approximate Design \$
1	Freese and Nichols	5	47.00	48.00	95.00	\$ 14,800,000	\$ 14,800,000	\$ 29,600,000	\$ 3,680,000
2	LJA Engineering	1	45.00	46.00	91.00	\$ 1,900,000	\$ 1,900,000	\$ 3,800,000	\$ 3,800,000
3	Hanson Professional Services	4	46.00	44.00	90.00	\$ 12,900,000	\$ 12,900,000	\$ 25,800,000	\$ 2,580,000
4	HDR Engineering Inc.	2	45.00	43.00	88.00	\$ 11,100,000	\$ 11,100,000	\$ 22,200,000	\$ 2,220,000
5	Halff Associates	2	44.00	40.00	84.00	\$ 6,450,000	\$ 6,450,000	\$ 12,900,000	\$ 1,290,000
5	Ardurra Group, Inc.(LNV, LLC.)	2	44.00	40.00	84.00	\$ 5,200,000	\$ 5,200,000	\$ 10,400,000	\$ 1,040,000
5	Urban Engineering	3	42.00	42.00	84.00	\$ 6,800,000	\$ 6,800,000	\$ 13,600,000	\$ 1,360,000
8	Jacobs Engineering Group	2	41.00	38.00	79.00	\$ 950,000	\$ 950,000	\$ 1,900,000	\$ 190,000
8	Lockwood Andrews and Newnam (LAN)	1	41.00	38.00	79.00	\$ 900,000	\$ 900,000	\$ 1,800,000	\$ 180,000
Totals		22				\$ 61,000,000	\$ 61,000,000	\$ 122,000,000	\$ 16,340,000



STREET AWARD RECOMMENDATIONS

Project Name	District	Bond Funds	Utilities Funds	Total Funds	1st Choice Recommendation	2nd Choice Recommendation
Frontier (McKinzie to Rockwood)	1	\$ 2,500,000	\$ 2,500,000	\$ 5,000,000	Hanson	HDR
Wildcat (FM624 to Teague)	1	\$ 2,500,000	\$ 2,500,000	\$ 5,000,000	Halff	Adurra
Trinity River (FM624 to Wood River)	1	\$ 2,400,000	\$ 2,400,000	\$ 4,800,000	Ardurra	Urban
Hearn (Callicoatte to Dead End)	1	\$ 2,100,000	\$ 2,100,000	\$ 4,200,000	Urban	Jacobs
Comanche (Carancahua to Alameda)	1	\$ 2,500,000	\$ 2,500,000	\$ 5,000,000	Hanson	HDR
Alameda (Texan Trail to Chamberlain)	2	\$ 6,300,000	\$ 6,300,000	\$ 12,600,000	HDR	Hanson
Everhart (Staples to McArdle)	2	\$ 4,300,000	\$ 4,300,000	\$ 8,600,000	FNI	LJA
Brownlee (Staples to Morgan)	2	\$ 2,700,000	\$ 2,700,000	\$ 5,400,000	Urban	Halff
Carroll (Holly to Dead End)	3	\$ 2,800,000	\$ 2,800,000	\$ 5,600,000	Ardurra	Halff
Flato (Bates to Bear)	3	\$ 4,200,000	\$ 4,200,000	\$ 8,400,000	FNI	LJA
Airport (Morgan to Horne)	3	\$ 4,800,000	\$ 4,800,000	\$ 9,600,000	HDR	Hanson



STREET AWARD RECOMMENDATIONS

Project Name	District	Bond Funds	Utilities Funds	Total Funds	1st Choice Recommendation	2nd Choice Recommendation
Park Rd 22 - South Access Rd (Commodore to Jackfish)	4	\$ 1,600,000	\$ 1,600,000	\$ 3,200,000	FNI	LJA
Everhart (Alameda to Staples)	4	\$ 4,300,000	\$ 4,300,000	\$ 8,600,000	FNI	LJA
Jackfish (End to Aquarius to Park Rd 22)	4	\$ 900,000	\$ 900,000	\$ 1,800,000	LAN	Urban
Waldron-SPID to Purdue	4	\$ 3,950,000	\$ 3,950,000	\$ 7,900,000	Halff	Adurra
PR22-Compass to PR22	4	\$ 300,000	\$ 300,000	\$ 600,000	Jacobs	Urban
Encantada-Encantada to Nueces County Park	4	\$ 650,000	\$ 650,000	\$ 1,300,000	Jacobs	Urban
Beach Access Road-SH 361 to Beach (Design Only)	4	\$ 400,000	\$ 400,000	\$ 800,000	FNI	LJA
Yorktown (Rodd Field to Oso Creek Bridge) (Design Only)	5	\$ 1,900,000	\$ 1,900,000	\$ 3,800,000	LJA	FNI
Rodd Field (Yorktown to Adler)	5	\$ 4,800,000	\$ 4,800,000	\$ 9,600,000	Hanson	HDR
Lipes (Sunwood to Staples)	5	\$ 3,100,000	\$ 3,100,000	\$ 6,200,000	Hanson	HDR
Strasbourg-Grenoble to Marseille	5	\$ 2,000,000	\$ 2,000,000	\$ 4,000,000	Urban	LAN

Project Name	Approx. Street Design	Approx. Utilities Design	Approx. Total Design	1st Choice Recommendation	2nd Choice Recommendation
Frontier (McKinzie to Rockwood)	\$ 250,000	\$ 250,000	\$ 500,000	Hanson	HDR
Yorktown (Rodd Field to Oso Creek Bridge) (Design Only)	\$ 1,900,000	\$ 1,900,000	\$ 3,800,000	LJA	FNI
Wildcat (FM624 to Teague)	\$ 250,000	\$ 250,000	\$ 500,000	Halff	Adurra
Alameda (Texan Trail to Chamberlain)	\$ 630,000	\$ 630,000	\$ 1,260,000	HDR	Hanson
Park Rd 22 - South Access Rd (Commodore to Jackfish)	\$ 160,000	\$ 160,000	\$ 320,000	FNI	LJA
Everhart (Staples to McArdle)	\$ 430,000	\$ 430,000	\$ 860,000	FNI	LJA
Everhart (Alameda to Staples)	\$ 430,000	\$ 430,000	\$ 860,000	FNI	LJA
Carroll (Holly to Dead End)	\$ 280,000	\$ 280,000	\$ 560,000	Ardurra	Halff
Flato (Bates to Bear)	\$ 420,000	\$ 420,000	\$ 840,000	FNI	LJA
Jackfish (End to Aquarius to Park Rd 22)	\$ 90,000	\$ 90,000	\$ 180,000	LAN	Urban
Rodd Field (Yorktown to Adler)	\$ 480,000	\$ 480,000	\$ 960,000	Hanson	HDR
Lipes (Sunwood to Staples)	\$ 310,000	\$ 310,000	\$ 620,000	Hanson	HDR
Trinity River (FM624 to Wood River)	\$ 240,000	\$ 240,000	\$ 480,000	Ardurra	Urban
Hearn (Callicoate to Dead End)	\$ 210,000	\$ 210,000	\$ 420,000	Urban	Jacobs
Comanche (Carancahua to Alameda)	\$ 250,000	\$ 250,000	\$ 500,000	Hanson	HDR
Brownlee (Staples to Morgan)	\$ 270,000	\$ 270,000	\$ 540,000	Urban	Halff
Airport (Morgan to Horne)	\$ 480,000	\$ 480,000	\$ 960,000	HDR	Hanson
Waldron-SPID to Purdue	\$ 395,000	\$ 395,000	\$ 790,000	Halff	Adurra
PR22-Compass to PR22	\$ 30,000	\$ 30,000	\$ 60,000	Jacobs	Urban
Encantada-Encantada to Nueces County Park	\$ 65,000	\$ 65,000	\$ 130,000	Jacobs	Urban
Beach Access Road-SH 361 to Beach (Design Only)	\$ 400,000	\$ 400,000	\$ 800,000	FNI	LJA
Strasbourg-Grenoble to Marseille	\$ 200,000	\$ 200,000	\$ 400,000	Urban	LAN
Total Funds	\$ 8,170,000	\$ 8,170,000	\$ 16,340,000		

13%