

Staff Augmentation Construction Inspection



Council Presentation
July 12, 2016



Engineering Services Staffing Contracts

Project Management

- Planning & design phase focus
- Professional engineering contracts (AE)
- Negotiated rates based on individual qualifications


Construction Management

- Construction oversight services
- Procured with Request for Proposal (RFP)
- Best value procurement
- Based on individual resumés and proposed rate
- Rates include vehicle, computer, telecom resources

THIS
ITEM



Background



- Engineering Services is experiencing a significant spike in construction activity.
 - Currently 39 City projects and 14 subdivisions under construction.
 - Engineering Services has 16 City inspector positions budgeted with 7 vacancies.
 - That represents 53 projects with 9 FTE inspectors
-




Background



- Engineering anticipated the spike in inspector demands
 - A request for proposals (RFP) was released in October 2015
 - RFP was a “best value” procurement considering individual inspector qualifications and hourly rates
 - 9 inspectors were selected and began working under small AE agreements earlier this year
 - The small AE agreements are approaching contract ceilings
 - The amendments will extend the inspectors’ service periods to the conclusion of current assignments
-




Benefits



- Contracts allow rapid response to workload changes
 - Provides experienced inspectors ready to “hit the ground running”
 - Best value procurement approach results in cost savings
-




Recommendation



- Authorize execution of contract amendments for Construction Inspection Staff Augmentation services.



Contract Summary



Consultant	Original Contract	Contract Amendment (THIS ITEM)	Not to Exceed Amount	Duration
AGCM	\$49,500	\$227,550	\$277,050	21 months
AGCM	\$49,500	\$190,620	\$240,120	15 months
ACGM	\$49,400	\$151,060	\$200,460	18 months
AGCM	\$49,600	\$200,760	\$250,360	18 months
AGCM	\$49,500	\$315,425	\$364,925	21 months
AGCM	\$49,600	\$196,320	\$245,920	18 months
LAN	\$48,720	\$132,240	\$180,960	18 months
LNV	\$49,500	\$137,700	\$187,200	12 months
Maverick	\$49,500	\$295,200	\$344,700	21 months
TOTAL	\$444,820	\$1,846,875	\$2,291,695	