

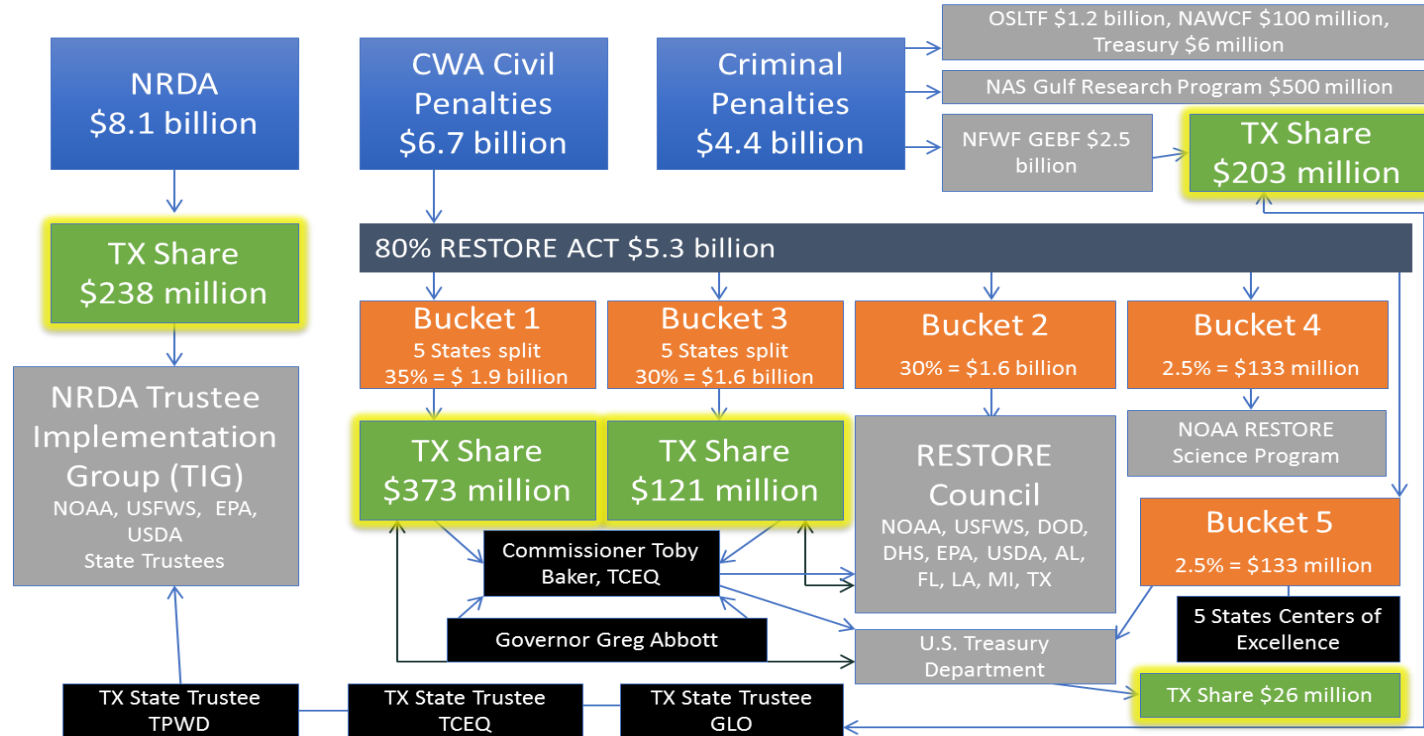
TEXAS RESTORE ACT PROGRAM Consultant Contract



Future Item Council Presentation
April 17, 2018



TEXAS FUNDING FROM DEEPWATER HORIZON





TEXAS RESTORE BUCKET 1 FUNDING

As of 4/1/18	2019	2020	2021	2022	2023	2024
\$95,857,196	\$21,241,379	\$21,241,379	\$21,241,379	\$21,241,379	\$21,241,379	\$21,241,379
Total Balance	\$117,098,575	\$138,339,954	\$159,581,334	\$180,822,713	\$202,064,092	\$223,305,471

2025	2026	2027	2028	2029	2030	2031
\$21,241,379	\$21,241,380	\$21,241,379	\$21,241,379	\$21,241,379	\$21,241,379	\$21,241,382
\$244,546,850	\$265,788,230	\$287,029,608	\$308,270,987	\$329,512,366	\$350,753,745	\$371,995,127



EVALUATION CRITERIA USED IN SELECTING TEXAS BUCKET 1 PROJECTS

“Priorities For Restore Funded Projects”

https://www.restorethetexascoast.org/wp-content/uploads/2014/08/PrioritiesDocument_Posted.pdf

A. ECONOMIC BENEFITS 25 Points

- Job Creation and Retention
- Benefits Economy through Infrastructure Projects
- Promotes Economic Resiliency
- Beneficial Impacts to Local & Regional Economy
- Promotes Tourism, Eco-Tourism, Recreation & Wildlife Tourism
- Promotes Gulf Seafood Marketing

B. ENVIRONMENTAL BENEFITS 25 Points

- Restores, Conserves & Preserves Habitat
- Protects or Enhances Rare and Threatened Resources
- Replenishes & Protects Living Coastal & Marine Resources
- Restores & Protects Water Quality and Quantity
- Contributes to Landscape Level Environmental Enhancement

C. COMPREHENSIVE FACTORS 20 Points

- Complements Other Projects
- Promotes Community Resiliency
- Promotes Ecological Resiliency
- Part of a Federal, State or Local Coastal Plan
- Promotes Recreational, Historical, Cultural & Educational Uses

D. PROJECT LOGISTICS 20 Points

- Project Readiness & Planning
- Likelihood of Success
- Long-term Operation & Management
- Success Criteria & Monitoring
- Based on Best Available Science
- Cost-Effectiveness

E. COMMUNITY ENGAGEMENT 20 Points

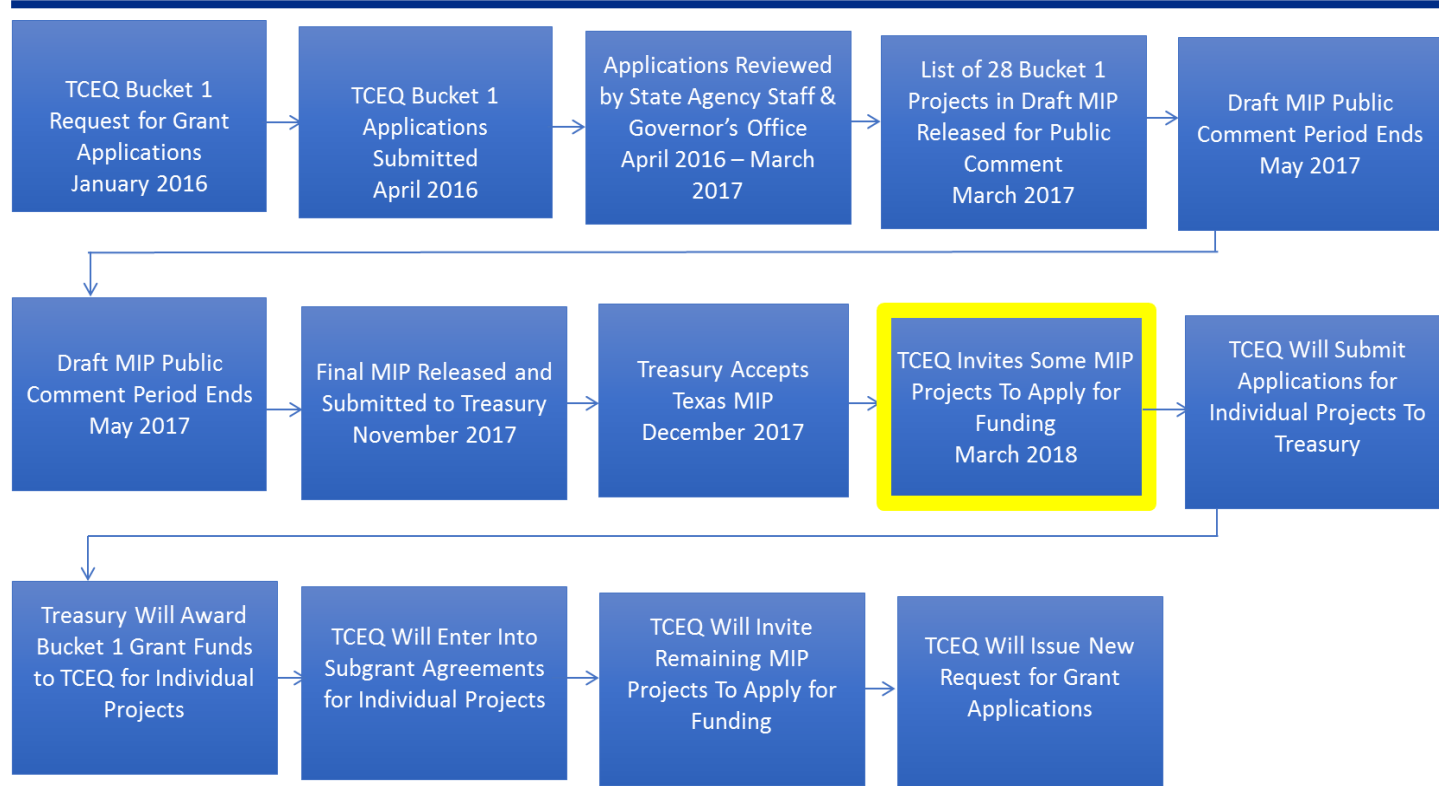
- Public Support & Participation
- Financial Partners & Funding

DISCRETIONARY AUTHORITY

The final project application rankings are compiled and submitted to the Governor and/or his designee for review and final approval. The Governor or his designee may make changes to the project rankings upon consideration of other discretionary factors related to protecting, preserving, restoring, or enhancing the natural and economic resources of the Texas coast.

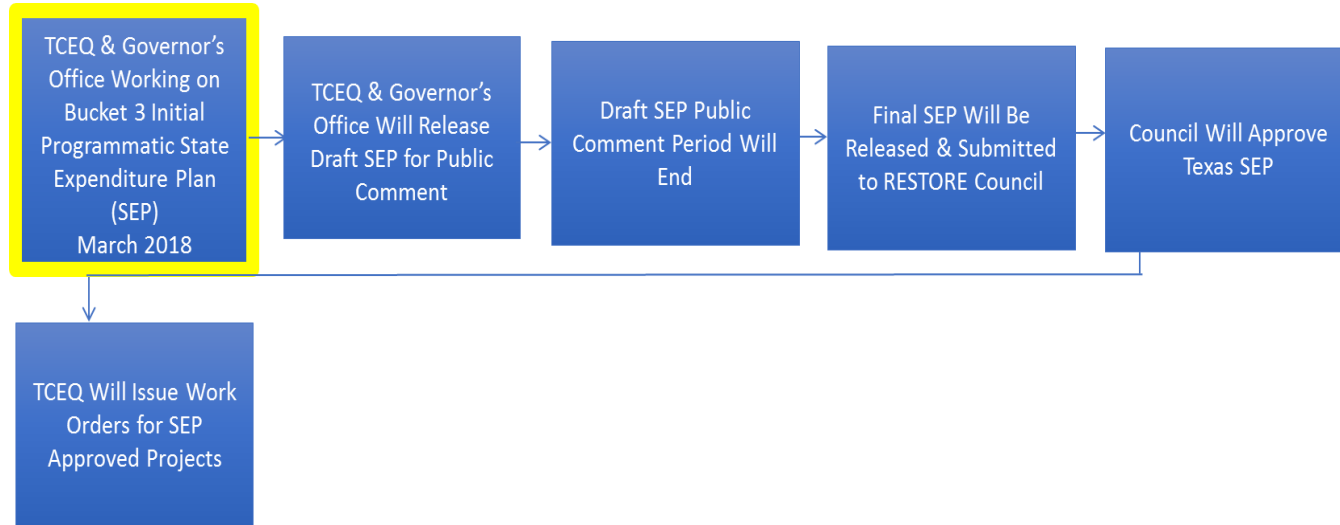


Texas Bucket 1 Program TCEQ & Governor's Office





Texas Bucket 3 Program TCEQ & Governor's Office



- TCEQ has not issued a request for grant applications or a call for informal proposals for Bucket 3
- TCEQ is working the John Sharp's Commission to Rebuild Texas to develop a programmatic SEP that will fund projects that help with recovery from Hurricane Harvey



TEXAS RESTORE BUCKET 3 FUNDING

As of 4/1/18	2019	2020	2021	2022	2023	2024
\$31,139,895	\$6,900,414	\$6,900,413	\$6,900,414	\$6,900,414	\$6,900,414	\$6,900,414
Total Balance	\$38,040,309	\$44,940,722	\$51,841,136	\$58,741,550	\$65,641,964	\$72,542,378

2025	2026	2027	2028	2029	2030	2031
\$6,900,414	\$6,900,414	\$6,900,414	\$6,900,414	\$6,900,414	\$6,900,414	\$6,900,412
\$79,442,792	\$86,343,206	\$93,243,620	\$100,144,034	\$107,044,448	\$113,944,862	\$120,854,274



Texas Bucket 3 City Priority Categories

- Water Quality/Quantity
 - Ecotourism/Economic Revitalization
 - Infrastructure Resiliency and Sustainability
-



Action Request

April 17, 2018

Approve a motion authorizing contract with Sarosdy Consulting, Inc., of Austin, Texas, for one year for grant proposal development, submittal and advisor services associated with the RESTORE Act for \$49,595 with options to extend for up to two additional one-year periods with a total potential multi-year amount not-to-exceed \$148,785.

QUESTIONS?
